

ROBOTICS

# Product manual, spare parts

## IRB 1300



Trace back information:  
Workspace 24C version a5  
Checked in 2024-09-17  
Skribenta version 5.5.019

## **Product manual, spare parts**

**IRB 1300-11/0.9**

**IRB 1300-10/1.15**

**IRB 1300-7/1.4**

**IRB 1300-12/1.4**

**OmniCore**

**Document ID: 3HAC070392-001**

**Revision: F**

The information in this manual is subject to change without notice and should not be construed as a commitment by ABB. ABB assumes no responsibility for any errors that may appear in this manual.

Except as may be expressly stated anywhere in this manual, nothing herein shall be construed as any kind of guarantee or warranty by ABB for losses, damage to persons or property, fitness for a specific purpose or the like.

In no event shall ABB be liable for incidental or consequential damages arising from use of this manual and products described herein.

This manual and parts thereof must not be reproduced or copied without ABB's written permission.

Keep for future reference.

Additional copies of this manual may be obtained from ABB.

Original instructions.

© Copyright 2020-2024 ABB. All rights reserved.  
Specifications subject to change without notice.

# Table of contents

Overview of this manual .....	7
Product documentation .....	9
<b>1 Spare parts and exploded views .....</b>	<b>11</b>
1.1 Spare parts - electrical parts .....	12
1.1.1 Manipulator cable harness .....	12
1.1.2 Manipulator cable harness parts .....	17
1.1.3 Brake release unit .....	20
1.1.4 SMB unit .....	21
1.2 Spare parts - base .....	22
1.2.1 Base .....	22
1.2.2 Base parts .....	23
1.3 Spare parts - swing .....	25
1.3.1 Swing .....	25
1.3.2 Swing parts .....	26
1.4 Spare parts - lower arm .....	30
1.4.1 Lower arm .....	30
1.4.2 Lower arm parts .....	32
1.5 Spare parts - housing and extender unit .....	35
1.6 Spare parts - tubular .....	37
1.7 Spare parts - tilt unit .....	39
1.8 Spare parts - motors .....	40
1.8.1 Axis-1 motor .....	40
1.8.2 Axis-2 motor .....	41
1.8.3 Axis-3 motor .....	42
1.8.4 Axis-4 motor .....	44
1.8.5 Axis-5 and axis-6 motors .....	45
1.9 Spare parts - gearboxes .....	46
1.9.1 Axis-1 gearbox .....	46
1.9.2 Axis-2 gearbox .....	47
1.9.3 Axis-3 gearbox .....	48
1.9.4 Axis-4 gearbox .....	49
1.10 Spare parts - mechanical stops .....	51
1.10.1 Axis-1 mechanical stops .....	51
1.10.2 Axis-2 mechanical stops .....	52
1.10.3 Axis-3 mechanical stops .....	53
1.10.4 Axis-4 mechanical stops .....	55
1.11 Spare parts - Accessories .....	56
1.11.1 Axis Calibration items .....	56
1.11.2 Special tools .....	62

**This page is intentionally left blank**

# Overview of this manual

## About this manual

This manual contains spare parts for:

- IRB 1300 and all its variants.

## Usage

This manual shall be used as a complement to the product manual for IRB 1300 during:

- maintenance work
- repair work.

## Who should read this manual?

This manual is intended for:

- maintenance personnel
- repair personnel.

## Prerequisites

Maintenance/repair/installation personnel working with an ABB Robot must:

- be trained by ABB and have the required knowledge of mechanical and electrical installation/repair/maintenance work.

## Organization of chapters

The manual is organized in the following chapters:

Chapter	Contents
1 Spare parts and exploded view	Complete spare part list and complete list of robot components shown in exploded views.

## References

Reference	Document ID
<i>Product manual - IRB 1300</i>	<i>3HAC070390-001</i>
<i>Circuit diagram - IRB 1300</i>	<i>3HAC068887-003</i>

## Revisions

Revision	Description
A	First edition.
B	Published in release 20D. The following updates are made in this revision: <ul style="list-style-type: none"><li>• A new O-ring on swing (3HAC061327-036) is added.</li></ul>
C	Published in release 21A. The following updates are made in this revision: <ul style="list-style-type: none"><li>• Spare parts of protection class IP67 (option 3350-670), protection type Clean Room (option 3351-4) and protection type Foundry Plus (option 3352-10) are added.</li><li>• Connector kits spare parts are added.</li></ul>
D	Published in release 22A. The following updates are made in this revision: <ul style="list-style-type: none"><li>• Spare parts for new variant IRB 1300-12/1.4 are added.</li></ul>

*Continues on next page*

Revision	Description
E	Published in release 23C. The following updates are made in this revision: <ul style="list-style-type: none"><li>• Spare parts for robots with solenoid valve (option 3303-3) are added.</li><li>• Updated information about radial sealing on housing.</li></ul>
F	Published in release 24C. The following updates are done in this revision: <ul style="list-style-type: none"><li>• Updated the spare part number of process hub with solenoid valve to 3HAC088301-001.</li></ul>



# Product documentation

---

## Categories for user documentation from ABB Robotics

The user documentation from ABB Robotics is divided into a number of categories. This listing is based on the type of information in the documents, regardless of whether the products are standard or optional.



### Tip

All documents can be found via myABB Business Portal, [www.abb.com/myABB](http://www.abb.com/myABB).

---

## Product manuals

Manipulators, controllers, DressPack, and most other hardware is delivered with a **Product manual** that generally contains:

- Safety information.
- Installation and commissioning (descriptions of mechanical installation or electrical connections).
- Maintenance (descriptions of all required preventive maintenance procedures including intervals and expected life time of parts).
- Repair (descriptions of all recommended repair procedures including spare parts).
- Calibration.
- Troubleshooting.
- Decommissioning.
- Reference information (safety standards, unit conversions, screw joints, lists of tools).
- Spare parts list with corresponding figures (or references to separate spare parts lists).
- References to circuit diagrams.

---

## Technical reference manuals

The technical reference manuals describe reference information for robotics products, for example lubrication, the RAPID language, and system parameters.

---

## Application manuals

Specific applications (for example software or hardware options) are described in **Application manuals**. An application manual can describe one or several applications.

An application manual generally contains information about:

- The purpose of the application (what it does and when it is useful).
- What is included (for example cables, I/O boards, RAPID instructions, system parameters, software).
- How to install included or required hardware.
- How to use the application.

*Continues on next page*

- Examples of how to use the application.

---

### Operating manuals

The operating manuals describe hands-on handling of the products. The manuals are aimed at those having first-hand operational contact with the product, that is production cell operators, programmers, and troubleshooters.

# 1 Spare parts and exploded views

---

### Spare part level

ABB spare parts are categorized into two levels, L1 and L2. Always check the part level before conducting a service work on a spare part.

- L1 spare parts

The L1 parts can be replaced in the field. The maintenance and replacement instructions given in the related product manuals must be strictly followed. If there are any problems, contact your local ABB for support.

- L2 spare parts

To replace the L2 parts require specialized training and might need special tools. Only ABB field service personnel or qualified personnel trained by ABB can replace L2 parts.

- L3 spare parts

L3 spare parts shall only be replaced or repaired by qualified ABB service technician with knowledge of the application due to reduce risk of injury or damage to equipment. Improper installation may void warranty.

*Continues on next page*

## 1 Spare parts and exploded views

### 1.1.1 Manipulator cable harness

## 1.1 Spare parts - electrical parts

### 1.1.1 Manipulator cable harness

#### Spare part list

	Spare part number	Description	IP40	IP67	Clean Room	Foundry Plus	Spare part level
A	3HAC073303-001	Main cable harness, S, basic Used for IRB 1300-11/0.9.	X	X		X	L2
	3HAC073304-001	Main cable harness, S (CP/CS and air hose, without Ethernet) Used for IRB 1300-11/0.9.	X	X		X	L2
	3HAC073305-001	Main cable harness, S (CP/CS and air hose, with Ethernet) Used for IRB 1300-11/0.9.	X	X		X	L2
	3HAC077833-001	Main cable harness, S, basic, Clean Room Used for IRB 1300-11/0.9.			X		L2
	3HAC077834-001	Main cable harness, S, Clean Room (CP/CS and air hose, without Ethernet) Used for IRB 1300-11/0.9.			X		L2
	3HAC077835-001	Main cable harness, S, Clean Room (CP/CS and air hose, with Ethernet) Used for IRB 1300-11/0.9.			X		L2
B	3HAC073300-001	Main cable harness, M, basic Used for IRB 1300-10/1.15.	X	X		X	L2
	3HAC073301-001	Main cable harness, M (CP/CS and air hose, without Ethernet) Used for IRB 1300-10/1.15.	X	X		X	L2
	3HAC073302-001	Main cable harness, M (CP/CS and air hose, with Ethernet) Used for IRB 1300-10/1.15.	X	X		X	L2
	3HAC077830-001	Main cable harness, M, basic, Clean Room Used for IRB 1300-10/1.15.			X		L2
	3HAC077831-001	Main cable harness, M, Clean Room (CP/CS and air hose, without Ethernet) Used for IRB 1300-10/1.15.			X		L2
	3HAC077832-001	Main cable harness, M, Clean Room (CP/CS and air hose, with Ethernet) Used for IRB 1300-10/1.15.			X		L2

Continues on next page

# 1 Spare parts and exploded views

## 1.1.1 Manipulator cable harness

Continued

	Spare part number	Description	IP40	IP67	Clean Room	Foundry Plus	Spare part level
C	3HAC073297-001	Main cable harness, L, basic Used for IRB 1300-7/1.4 and IRB 1300-12/1.4.	X	X		X	L2
	3HAC073298-001	Main cable harness, L (CP/CS and air hose, without Ethernet) Used for IRB 1300-7/1.4 and IRB 1300-12/1.4.	X	X		X	L2
	3HAC073299-001	Main cable harness, L (CP/CS and air hose, with Ethernet) Used for IRB 1300-7/1.4 and IRB 1300-12/1.4.	X	X		X	L2
	3HAC077827-001	Main cable harness, L, basic, Clean Room Used for IRB 1300-7/1.4 and IRB 1300-12/1.4.			X		L2
	3HAC077828-001	Main cable harness, L, Clean Room (CP/CS and air hose, without Ethernet) Used for IRB 1300-7/1.4 and IRB 1300-12/1.4.			X		L2
	3HAC077829-001	Main cable harness, L, basic, Clean Room Used for IRB 1300-7/1.4 and IRB 1300-12/1.4.			X		L2
D	3HAC073306-001	Process hub, basic	X	X		X	L2
	3HAC073307-001	Process hub (CP/CS and air hose, without Ethernet)	X	X		X	L2
	3HAC073308-001	Process hub (CP/CS and air hose, with Ethernet)	X	X		X	L2
	3HAC077836-001	Process hub, basic, Clean Room			X		L2
	3HAC077837-001	Process hub, Clean Room (CP/CS and air hose, without Ethernet)			X		L2
	3HAC077838-001	Process hub, Clean Room (CP/CS and air hose, with Ethernet)			X		L2
	3HAC088301-001	Process hub (with solenoid valve) Used for robots with option 3303-3 Solenoid Valves Ext. selected. Also involves CP/CS, air hose and Ethernet.	X	X			
E	3HAC070887-001	Gasket for process hub		X	X	X	L1
F	3HAC070829-001	Silencer, M5 Used for robots with option 3303-3 Solenoid Valves Ext. selected.	X	X			

Continues on next page





# 1 Spare parts and exploded views

## 1.1.1 Manipulator cable harness



Continued

### Spare part illustration

#### Cable harness

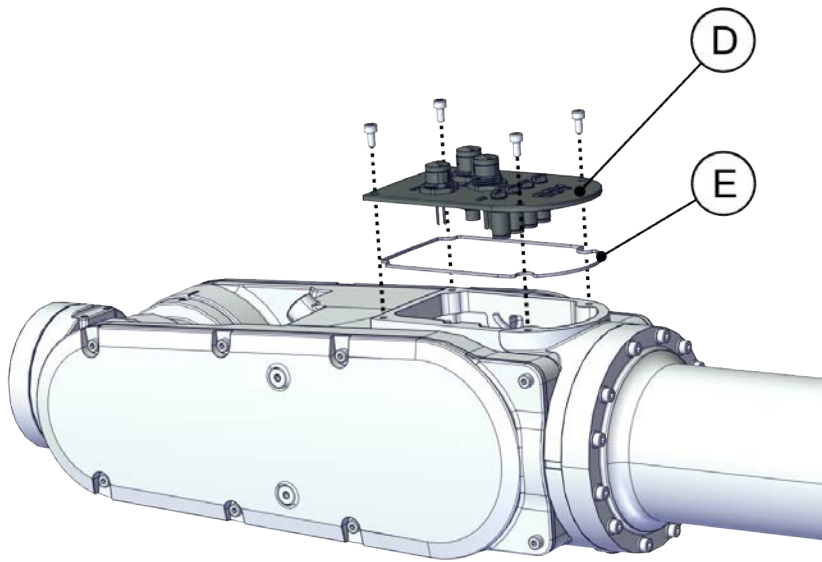
	Robot type	Rear connector interface	Bottom connector interface
A	IRB 1300-11/0.9	  xx2000001260	  xx2000001261
B	IRB 1300-10/1.15	  xx2000001258	  xx2000001259

Continues on next page

	Robot type	Rear connector interface	Bottom connector interface
C	IRB 1300-7/1.4 and IRB 1300-12/1.4.	  xx2000001256	  xx2000001257

Process hub

Following figure illustrates the process hub on robots without a solenoid valve.



xx2000002321

Continues on next page

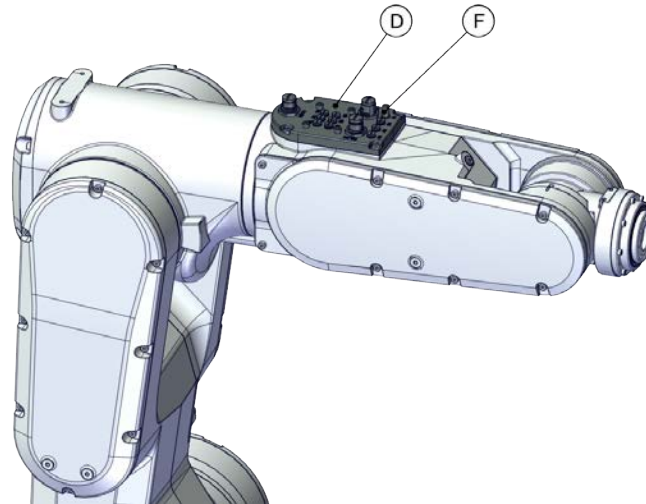
## 1 Spare parts and exploded views

---

### 1.1.1 Manipulator cable harness

*Continued*

Following figure illustrates the process hub on robots with a solenoid valve (option 3303-3 Solenoid Valves Ext.).



xx2300001377



### 1.1.2 Manipulator cable harness parts

#### Spare part list

	Spare part number	Description	IP40	IP67	Clean Room	Foundry Plus	Spare part level
A	3HAC064694-001	Plastic cable protector, axis 4	X	X	X	X	L2
B	3HAC064693-001	Plastic cable protector, axis 3	X	X	X	X	L2
C	3HAC067816-001	Plastic cable protector, axis 2	X	X	X	X	L2
D	3HAC032050-001	Seal bolt		X	X	X	L1
E	3HAB3772-19	O-ring		X	X	X	L1
-	3HAC066098-001	M12 CPCS Male straight connector kits	X	X	X	X	L1
-	3HAC066099-001	M12 CPCS Male angled connector kits	X	X	X	X	L1
-	3HAC068412-001	M12 CPCS Male straight connector kits	X	X	X	X	L1
-	3HAC068413-001	M12 CPCS Male angled connector kits	X	X	X	X	L1
-	3HAC067413-001	M12 Ethernet CAT6a Male straight connector kits	X	X	X	X	L1
-	3HAC067414-001	M12 Ethernet CAT6a Male angled connector kits	X	X	X	X	L1

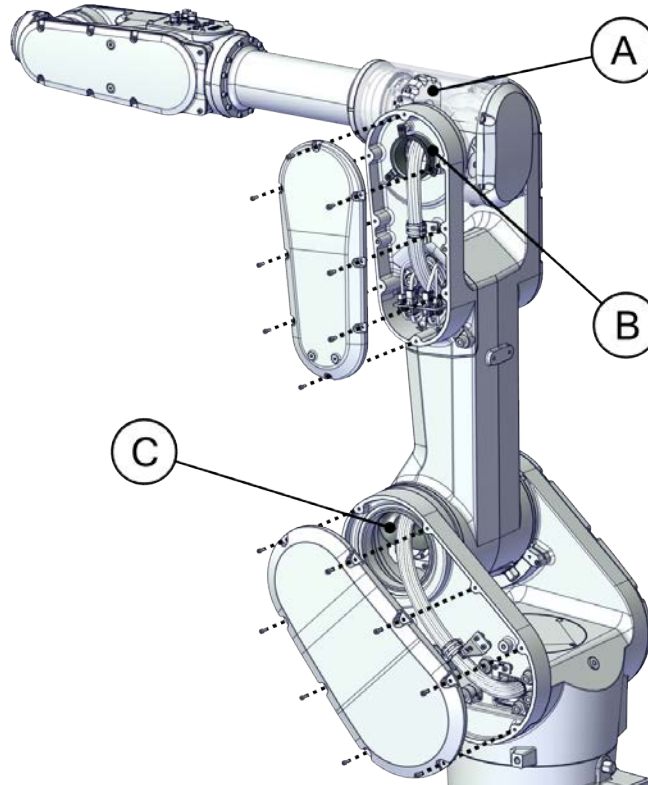
*Continues on next page*

# 1 Spare parts and exploded views

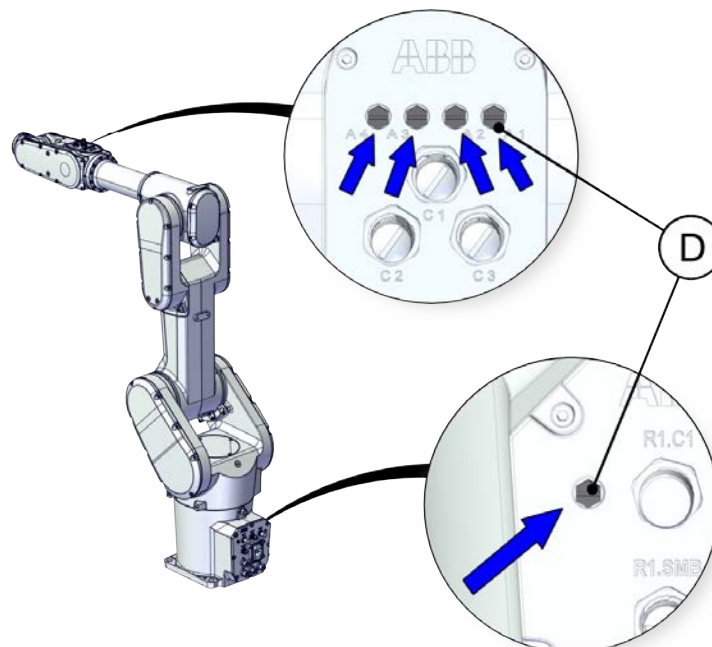
## 1.1.2 Manipulator cable harness parts

*Continued*

### Spare part illustration



xx2000001227



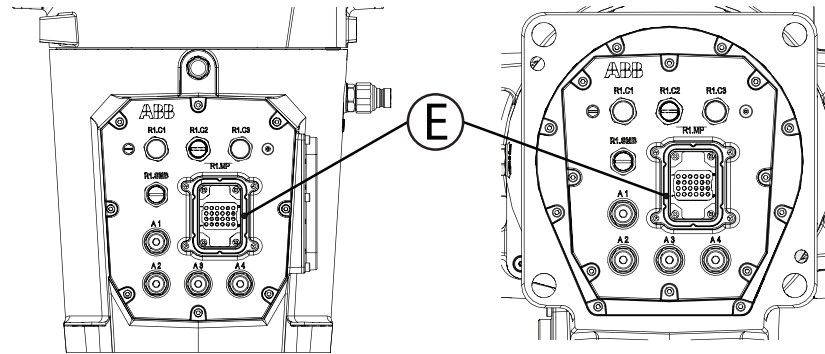
xx2000002322

*Continues on next page*

## 1 Spare parts and exploded views

### 1.1.2 Manipulator cable harness parts

*Continued*



xx2000002340

# 1 Spare parts and exploded views

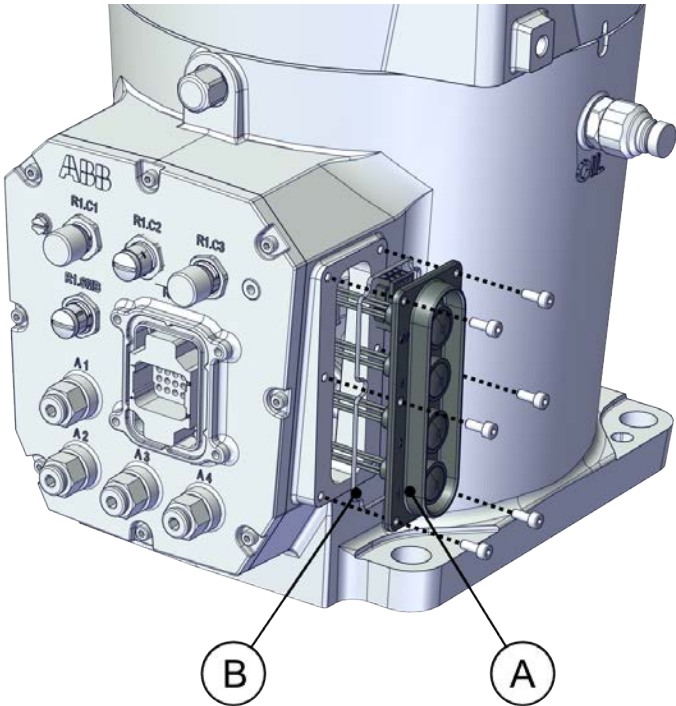
## 1.1.3 Brake release unit

### 1.1.3 Brake release unit

#### Spare part list

	Spare part number	Description	IP40	IP67	Clean Room	Foundry Plus	Spare part level
A	3HAC073296-001	Brake release unit	X	X		X	L2
	3HAC077826-001	Brake release unit, Clean Room			X		L2
B	3HAC070274-001	Gasket for brake release unit		X	X	X	L1

#### Spare part illustration



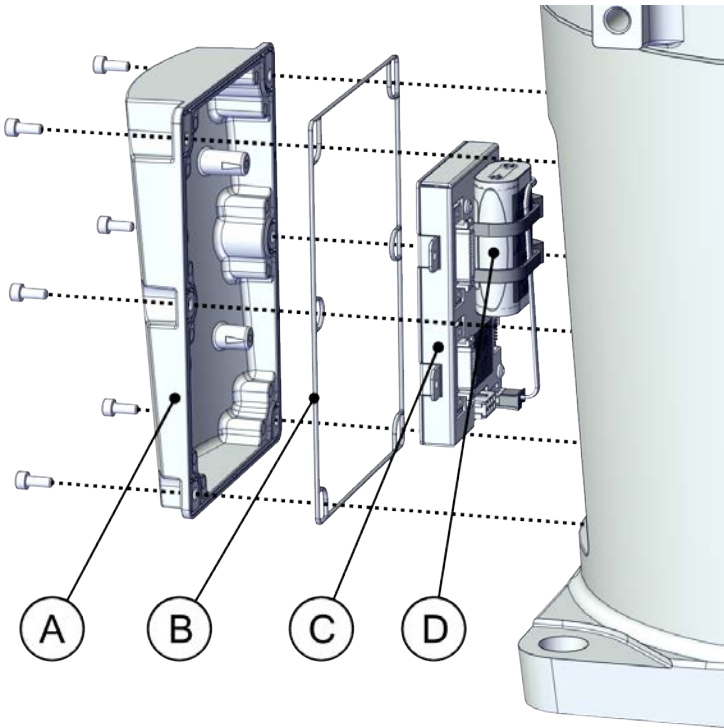
xx2000002323

1.1.4 SMB unit

Spare part list

	Spare part number	Description	IP40	IP67	Clean Room	Foundry Plus	Spare part level
A	3HAC076475-001	SMB cover	X	X		X	L1
	3HAC077839-001	SMB cover, Clean Room			X		L1
B	3HAC067820-001	Gasket for SMB cover		X	X	X	L1
C	3HAC063968-001	Serial measurement unit	X	X	X	X	L2
D	3HAC044075-001	Battery pack	X	X	X	X	L2

Spare part illustration



xx2000002324

1 Spare parts and exploded views

1.2.1 Base

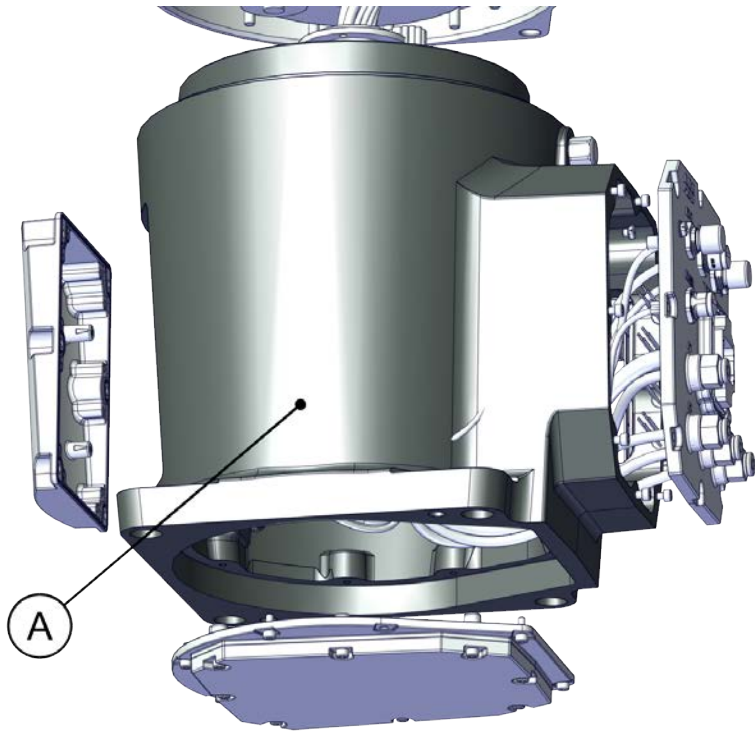
1.2 Spare parts - base

1.2.1 Base

Spare part list

	Spare part number	Description	IP40	IP67	Clean Room	Foundry Plus	Spare part level
A	3HAC073029-001	Base	X	X			L2
	3HAC077806-001	Base, Clean Room			X		L2
	3HAC077840-001	Base, Foundry Plus				X	L2
	3HAC082393-001	Base (IRB 1300-12/1.4)	X	X			L2
	3HAC082394-001	Base, Clean Room (IRB 1300-12/1.4)			X		L2
	3HAC082395-001	Base, Foundry Plus (IRB 1300-12/1.4)				X	L2

Spare part illustration



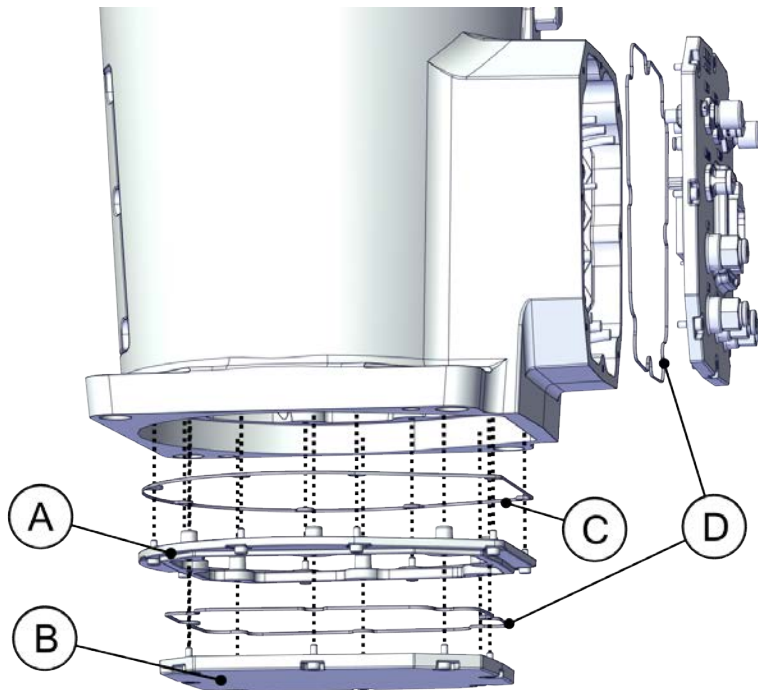
xx2000001230

## 1.2.2 Base parts

## Spare part list

	Spare part number	Description	IP40	IP67	Clean Room	Foundry Plus	Spare part level
A	3HAC073089-001	Base adapter Used for robots with bottom connector interface.	X	X	X	X	L1
B	3HAC073090-001	Base cover	X	X		X	L1
	3HAC077819-001	Base cover, Clean Room			X		L1
C	3HAC067818-001	Gasket for base adapter		X	X	X	L1
D	3HAC067819-001	Gasket for base cover		X	X	X	L1
E	3HAC074630-001	Quick coupling	X	X	X	X	L1
F	3HAC066433-001	Radial sealing	X	X	X	X	L2
G	3HAC070148-002	Radial sealing	X	X	X	X	L2

## Spare part illustration



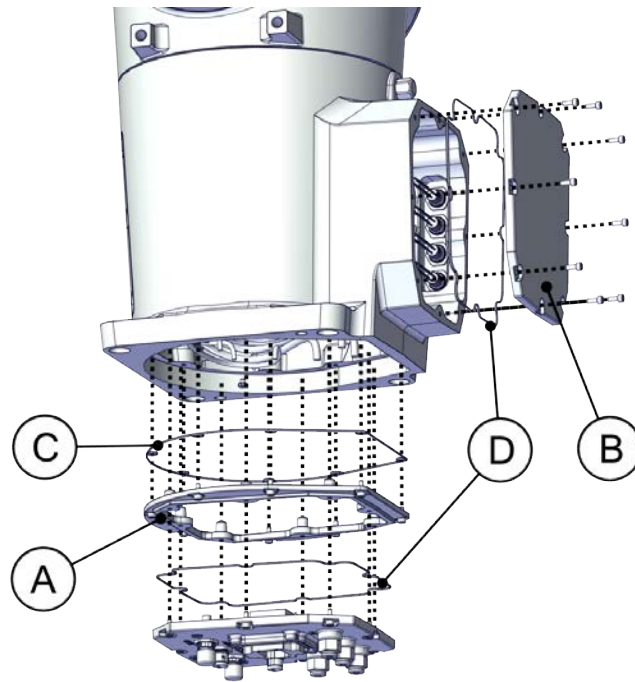
xx2000002325

Continues on next page

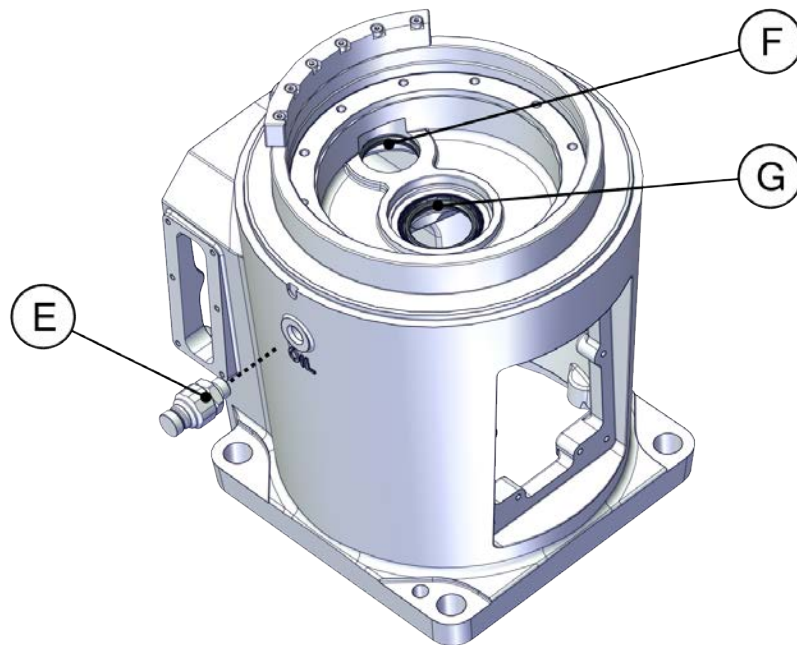
## 1 Spare parts and exploded views

### 1.2.2 Base parts

*Continued*



xx2000002320



xx2000002318



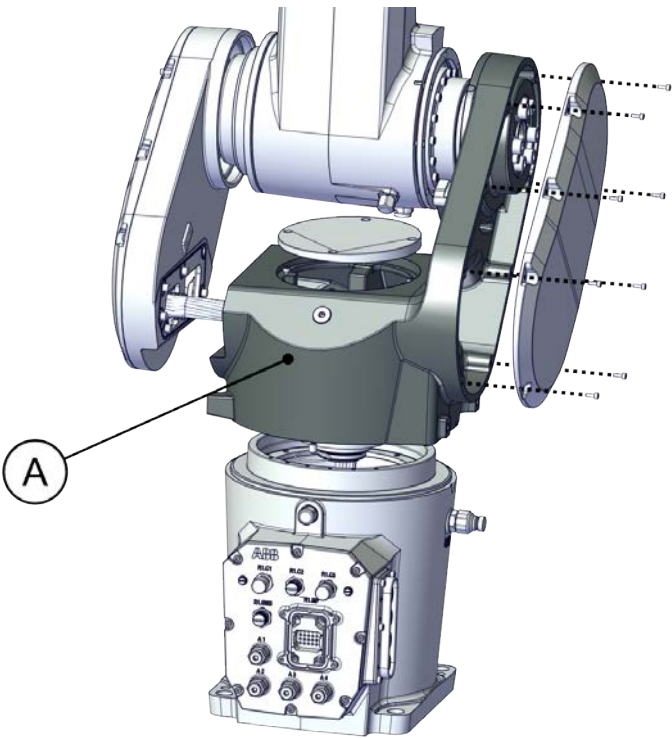
1.3 Spare parts - swing

1.3.1 Swing

Spare part list

	Spare part number	Description	IP40	IP67	Clean Room	Foundry Plus	Spare part level
A	3HAC073040-001	Swing, short Used for IRB 1300-11/0.9.	X	X		X	L2
	3HAC077807-001	Swing, short, Clean Room Used for IRB 1300-11/0.9.			X		L2
	3HAC073047-001	Swing, long Used for IRB 1300-10/1.15, IRB 1300-7/1.4 and IRB 1300-12/1.4.	X	X		X	L2
	3HAC077809-001	Swing, long, Clean Room Used for IRB 1300-10/1.15, IRB 1300-7/1.4 and IRB 1300-12/1.4.			X		L2

Spare part illustration



xx2000001233

1 Spare parts and exploded views

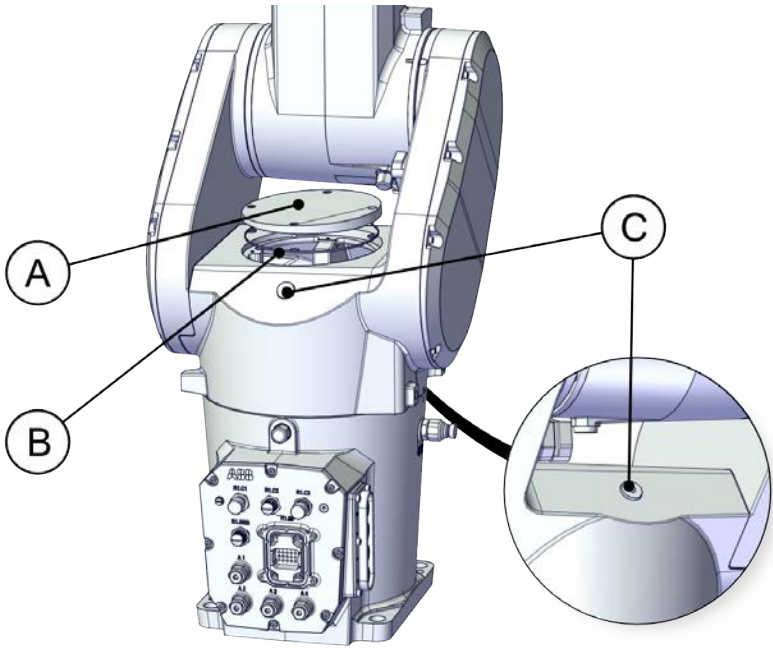
1.3.2 Swing parts

1.3.2 Swing parts

Spare part list - Part 1

	Spare part number	Description	IP40	IP67	Clean Room	Foundry Plus	Spare part level
A	3HAC073091-001	Swing top cover	X	X		X	L1
	3HAC077820-001	Swing top cover, Clean Room			X		L1
B	3HAC067821-001	Gasket for swing top cover		X	X	X	L1
C	3HAC037925-001	Magnetic oil plug, G 1/4"	X	X	X	X	L1

Spare part illustration - Part 1



xx2000002326

Continues on next page

# 1 Spare parts and exploded views

## 1.3.2 Swing parts Continued

### Spare part list - Part 2

	Spare part number	Description	IP40	IP67	Clean Room	Foundry Plus	Spare part level
D	3HAC073095-001	Swing cover, short Used for IRB 1300-11/0.9.	X	X		X	L1
	3HAC077824-001	Swing cover, short, Clean Room Used for IRB 1300-11/0.9.			X		L1
	3HAC073096-001	Swing cover, long Used for IRB 1300-10/1.15, IRB 1300-7/1.4 and IRB 1300-12/1.4.	X	X		X	L1
	3HAC077825-001	Swing cover, long, Clean Room Used for IRB 1300-10/1.15, IRB 1300-7/1.4 and IRB 1300-12/1.4.			X		L1
E	3HAC067824-001	Gasket for swing cover, short Used for IRB 1300-11/0.9.		X	X	X	L1
	3HAC067825-001	Gasket for swing cover, long Used for IRB 1300-10/1.15, IRB 1300-7/1.4 and IRB 1300-12/1.4.		X	X	X	L1
F	3HAC073041-001	Swing support, short Used for IRB 1300-11/0.9.	X	X		X	L2
	3HAC077808-001	Swing support, short, Clean Room Used for IRB 1300-11/0.9.			X		L2
	3HAC073052-001	Swing support, long Used for IRB 1300-10/1.15, IRB 1300-7/1.4 and IRB 1300-12/1.4.	X	X		X	L2
	3HAC077810-001	Swing support, long, Clean Room Used for IRB 1300-10/1.15, IRB 1300-7/1.4 and IRB 1300-12/1.4.			X		L2
G	3HAC067822-001	Gasket for swing support, short Used for IRB 1300-11/0.9.		X	X	X	L2
	3HAC067823-001	Gasket for swing support, long Used for IRB 1300-10/1.15, IRB 1300-7/1.4 and IRB 1300-12/1.4.		X	X	X	L2
H	3HAC070148-004	Radial sealing on swing (to lower arm)		X	X	X	L2
J				X	X	X	
K	3HAC061327-036	O-ring on swing	X	X	X	X	L2

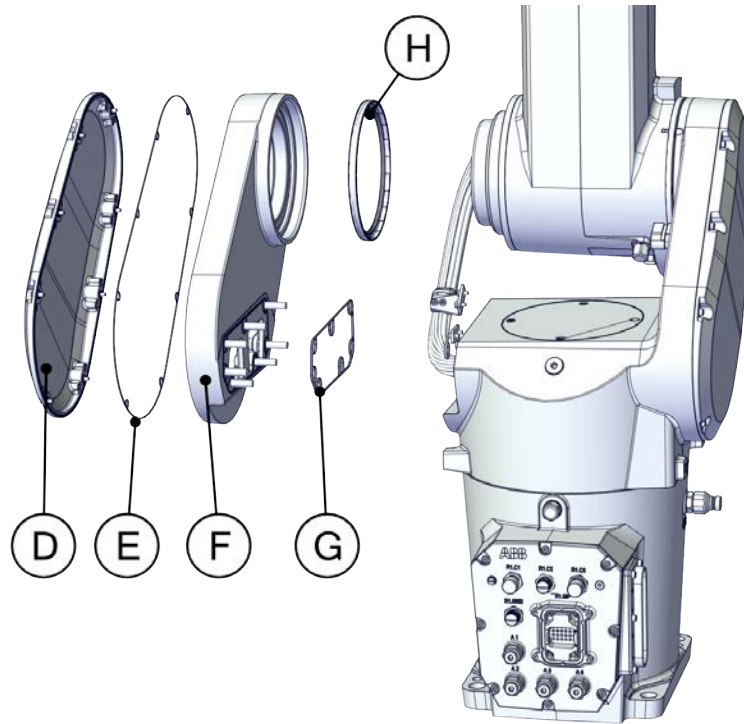
Continues on next page

## 1 Spare parts and exploded views

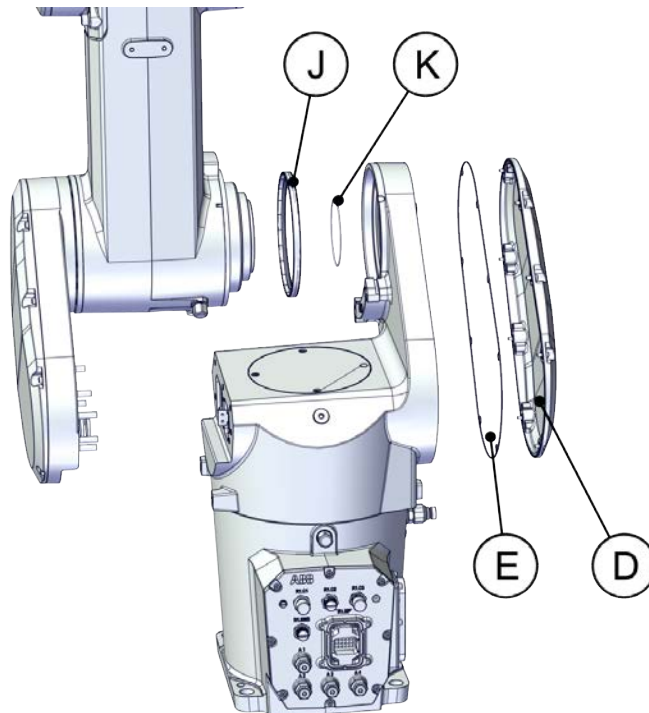
### 1.3.2 Swing parts

*Continued*

#### Spare part illustration - Part 2



xx2000002327



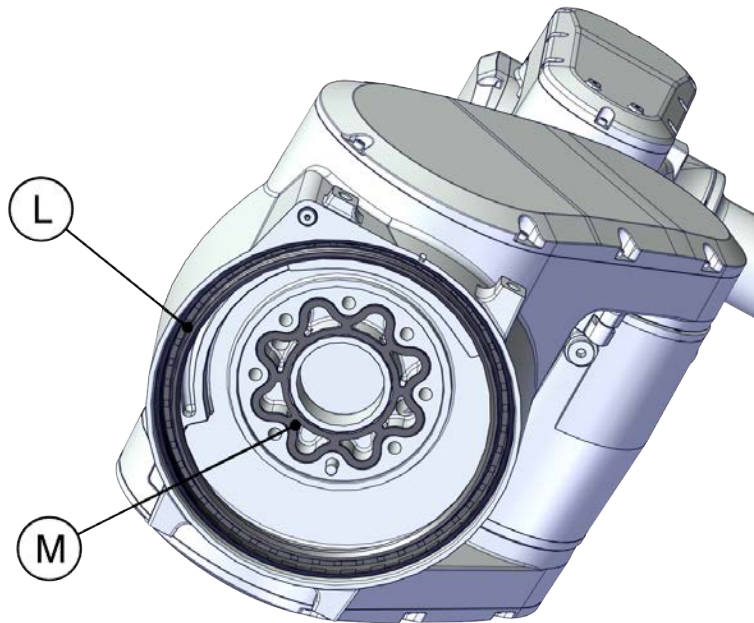
xx2000002328

*Continues on next page*

### Spare part list - Part 3

	Spare part number	Description	IP40	IP67	Clean Room	Foundry Plus	Spare part level
L	3HAC070148-003	Radial sealing on swing (to base)			X	X	L2
M	3HAC067626-001	Gasket on swing	X	X	X	X	L2

### Spare part illustration - Part 3



xx2000002329

## 1 Spare parts and exploded views

### 1.4.1 Lower arm

## 1.4 Spare parts - lower arm

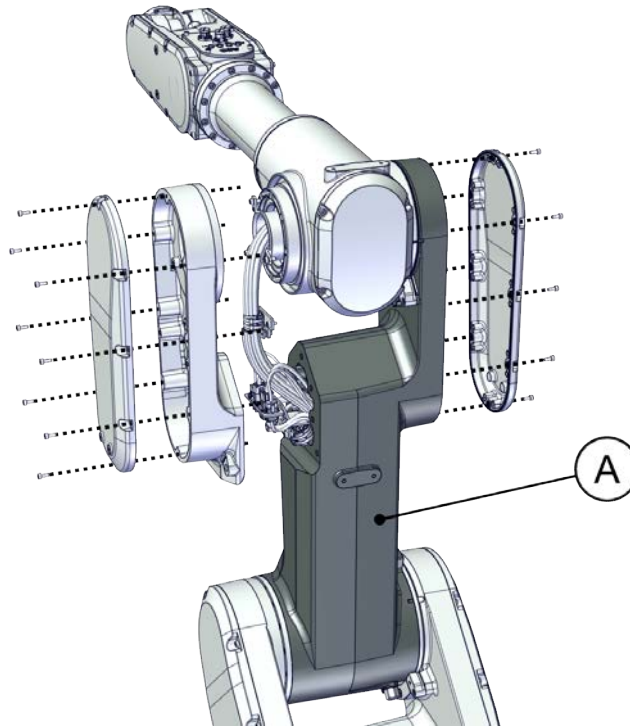
### 1.4.1 Lower arm

#### Spare part list

	Spare part number	Description	IP40	IP67	Clean Room	Foundry Plus	Spare part level
A	3HAC073073-001	Lower arm, short Used for IRB 1300-11/0.9.	X			X	L2
	3HAC077798-001	Lower arm, short, IP67 Used for IRB 1300-11/0.9.		X			L2
	3HAC077811-001	Lower arm, short, Clean Room Used for IRB 1300-11/0.9.			X		L2
	3HAC073074-001	Lower arm, long Used for IRB 1300-10/1.15, IRB 1300-7/1.4 and IRB 1300-12/1.4.	X			X	L2
	3HAC077799-001	Lower arm, long, IP67 Used for IRB 1300-10/1.15, IRB 1300-7/1.4 and IRB 1300-12/1.4.		X			L2
	3HAC077812-001	Lower arm, long, Clean Room Used for IRB 1300-10/1.15, IRB 1300-7/1.4 and IRB 1300-12/1.4.			X		L2

*Continues on next page*

#### Spare part illustration



xx2000001236

1 Spare parts and exploded views

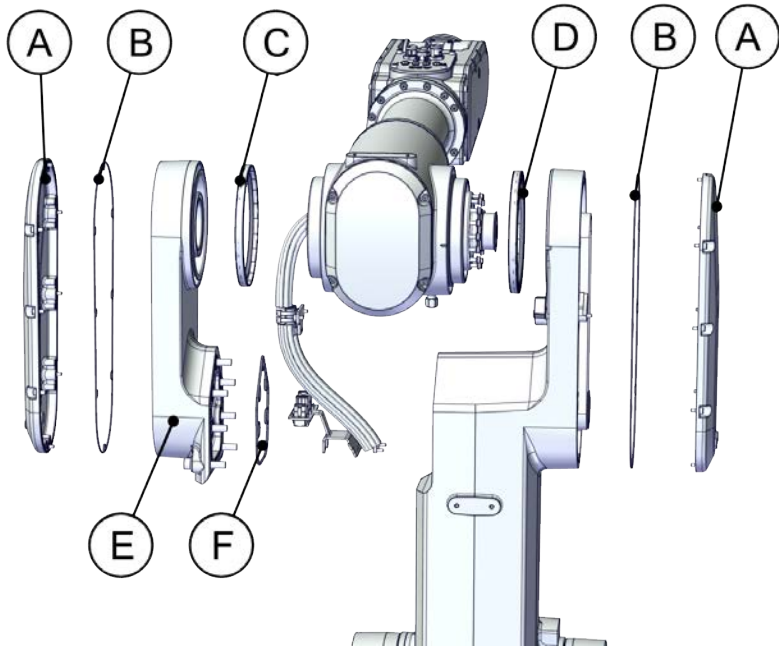
1.4.2 Lower arm parts

1.4.2 Lower arm parts

Spare part list - Part 1

	Spare part number	Description	IP40	IP67	Clean Room	Foundry Plus	Spare part level
A	3HAC073092-001	Lower arm cover	X	X		X	L1
	3HAC077821-001	Lower arm cover, Clean Room			X		L1
B	3HAC067832-001	Gasket for lower arm cover		X	X	X	L1
C	3HAC070148-005	Radial sealing on lower arm		X	X	X	L2
D						X	
E	3HAC073076-001	Lower arm support	X	X		X	L2
	3HAC077813-001	Lower arm support, Clean Room			X		L2
F	3HAC067826-001	Gasket for lower arm support		X	X	X	L2

Spare part illustration - Part 1



xx2000002330

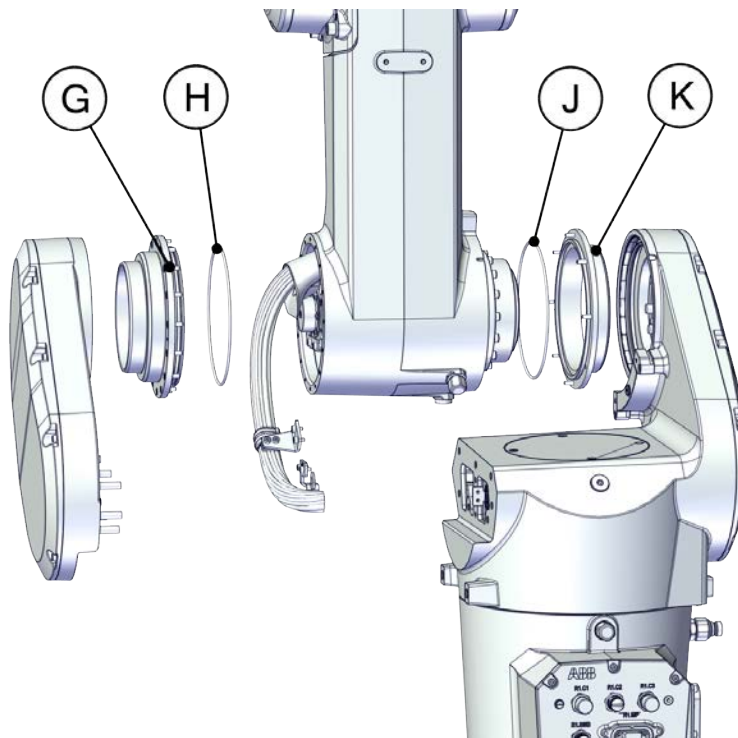
Continues on next page



### Spare part list - Part 2

	Spare part number	Description	IP40	IP67	Clean Room	Foundry Plus	Spare part level
G	3HAC065676-001	Sealing ring, swing support side	X	X	X	X	L2
H	3HAC061327-015	O-ring on lower arm		X	X	X	L2
J					X	X	
K	3HAC065675-001	Sealing ring, swing side		X	X	X	L2
L	3HAC037925-001	Magnetic oil plug, G 1/4"	X	X	X		L1

### Spare part illustration - Part 2



xx2000002331

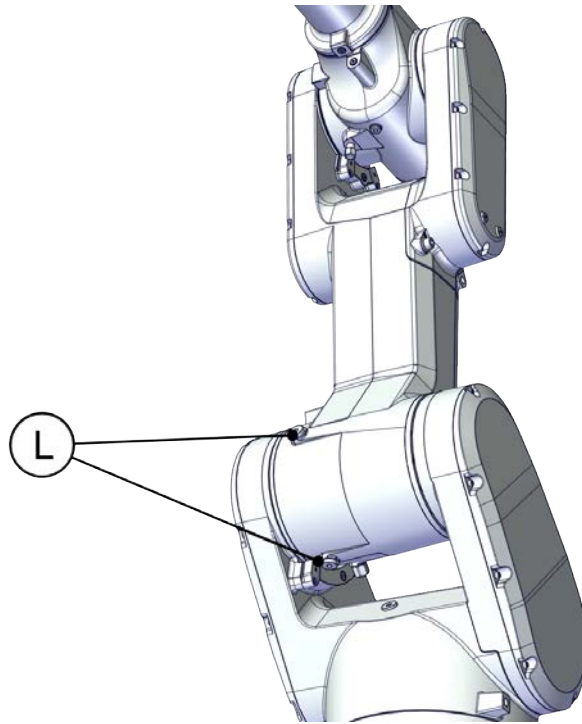
Continues on next page

## 1 Spare parts and exploded views

---

### 1.4.2 Lower arm parts

*Continued*



xx2000002319

### 1.5 Spare parts - housing and extender unit

#### Spare part list

	Spare part number	Description	IP40	IP67	Clean Room	Foundry Plus	Spare part level
A	3HAC073085-001	Extender unit Used for IRB 1300-7/1.4 and IRB 1300-12/1.4.	X	X			L2
	3HAC077818-001	Extender unit, Clean Room Used for IRB 1300-7/1.4 and IRB 1300-12/1.4.			X		L2
	3HAC077852-001	Extender unit, Foundry Plus Used for IRB 1300-7/1.4 and IRB 1300-12/1.4.				X	L2
B	3HAC070148-006	Radial sealing on housing			X	X	L2
C	3HAC073079-001	Housing	X				L2
	3HAC077801-001	Housing, IP67		X			L2
	3HAC077814-001	Housing, Clean Room			X		L2
	3HAC077848-001	Housing, Foundry Plus				X	L2
D	3HAC067833-001	Gasket for housing cover		X	X	X	L1
E	3HAC073093-001	Housing cover	X	X		X	L1
	3HAC077822-001	Housing cover, Clean Room			X		L1
F	3HAC075325-001	Rubber sealing washer			X		L1
G	3HAC078352-001	Plug screw	X	X		X	L1
	3HAC078351-001	Plug screw, Clean Room			X		L1
-	3HAB3413-412	Flange socket head screw with glue	X	X	X	X	L2

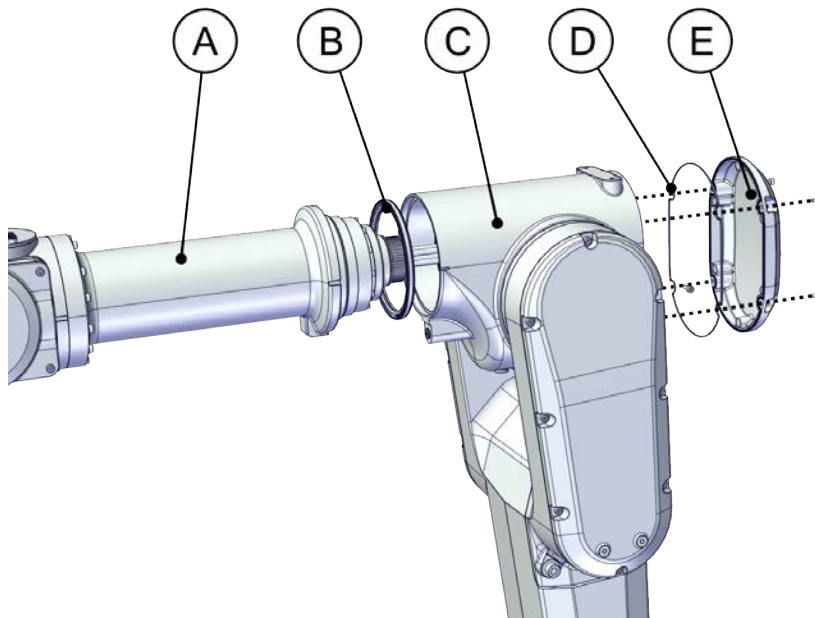
*Continues on next page*

## 1 Spare parts and exploded views

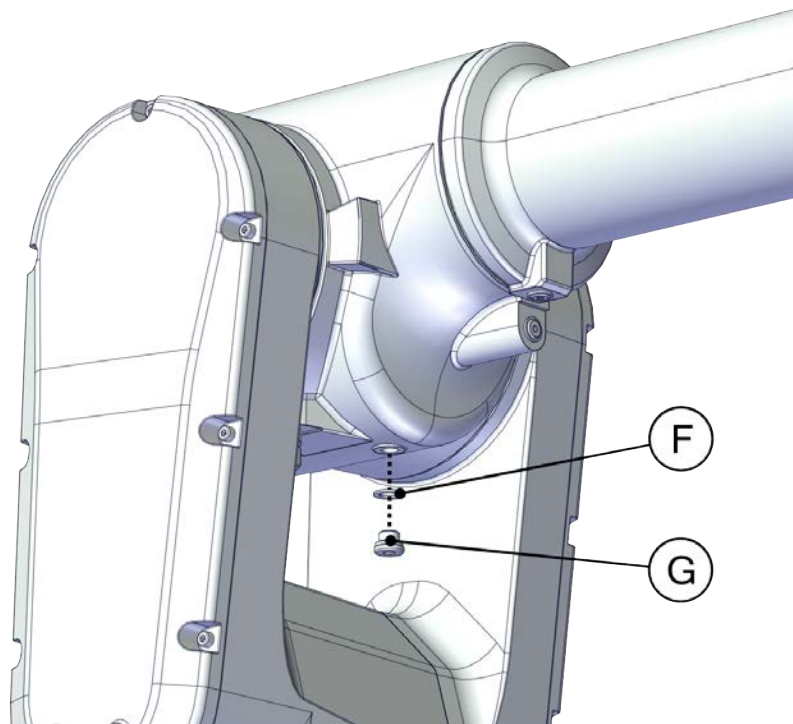
### 1.5 Spare parts - housing and extender unit

*Continued*

#### Spare part illustration



xx2000002332



xx2000002369

## 1.6 Spare parts - tubular

## Spare part list

	Spare part number	Description	IP40	IP67	Clean Room	Foundry Plus	Spare part level
A	3HAC061327-018	O-ring on tubular		X	X	X	L2
B	3HAC073081-001	Tubular	X	X			L2
	3HAC077815-001	Tubular, Clean Room			X		L2
	3HAC077849-001	Tubular, Foundry Plus				X	L2
C	3HAC073082-001	Tubular support	X				L2
	3HAC077803-001	Tubular support, IP67		X			L2
	3HAC077816-001	Tubular support, Clean Room			X		L2
	3HAC077850-001	Tubular support, Foundry Plus				X	L2
D	3HAC067834-001	Gasket for tubular cover		X	X	X	L1
E	3HAC073094-001	Tubular cover	X	X		X	L1
	3HAC077823-001	Tubular cover, Clean Room			X		L1

Continues on next page

## 1 Spare parts and exploded views

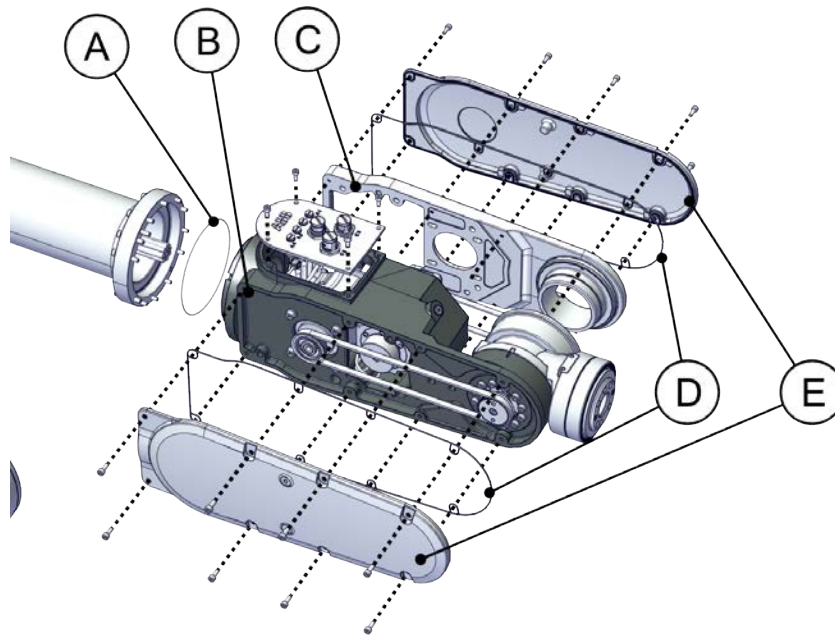
---

### 1.6 Spare parts - tubular

*Continued*

---

#### Spare part illustration



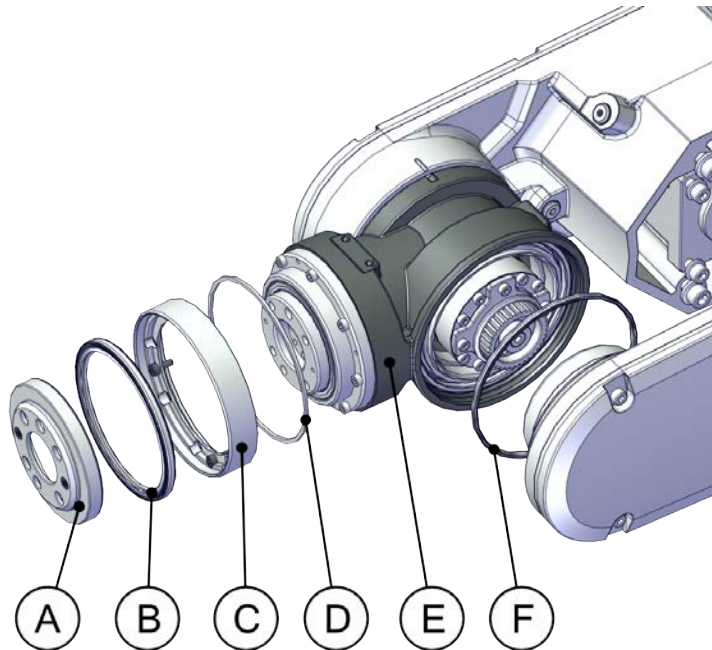
xx2000002333

### 1.7 Spare parts - tilt unit

#### Spare part list

	Spare part number	Description	IP40	IP67	Clean Room	Foundry Plus	Spare part level
A	3HAC075327-001	Inner ring cover on tilt unit				X	L2
B	3HAC070148-010	Sealing with dust lip				X	L2
C	3HAC075326-001	Outer ring cover on tilt unit				X	L2
D	3HAC077475-001	Gasket for tool mounting				X	L2
E	3HAC073083-001	Tilt unit	X				L2
	3HAC077804-001	Tilt unit, IP67		X			L2
	3HAC077817-001	Tilt unit, Clean Room			X		L2
	3HAC077851-001	Tilt unit, Foundry Plus				X	L2
F	3HAC044641-008	M2 variseal sealing				X	L2

#### Spare part illustration



xx2000002334

1 Spare parts and exploded views

1.8.1 Axis-1 motor

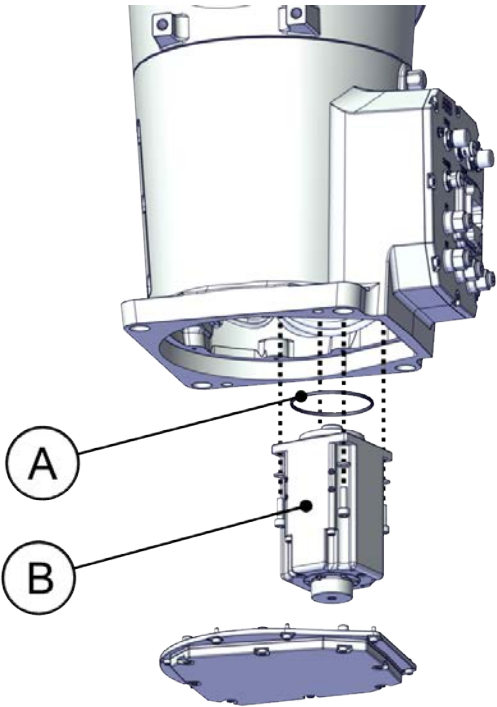
1.8 Spare parts - motors

1.8.1 Axis-1 motor

Spare part list

	Spare part number	Description	IP40	IP67	Clean Room	Foundry Plus	Spare part level
A	3HAC061327-037	O-ring on motor unit	X	X	X	X	L2
B	3HAC073039-001	Motor unit, axis 1	X	X	X	X	L2

Spare part illustration



xx2000001241

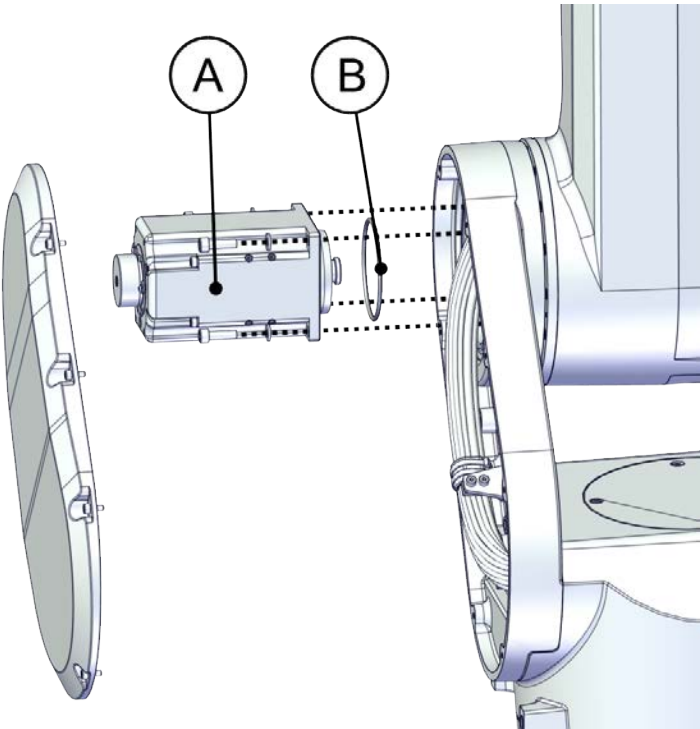


1.8.2 Axis-2 motor

Spare part list

	Spare part number	Description	IP40	IP67	Clean Room	Foundry Plus	Spare part level
A	3HAC073078-001	Motor unit, axis 2	X	X	X	X	L2
	3HAC082078-001	Motor unit, axis 2 (IRB 1300-12/1.4)	X	X	X	X	L2
B	3HAC061327-037	O-ring on motor unit	X	X	X	X	L2

Spare part illustration



xx2000001242

1 Spare parts and exploded views

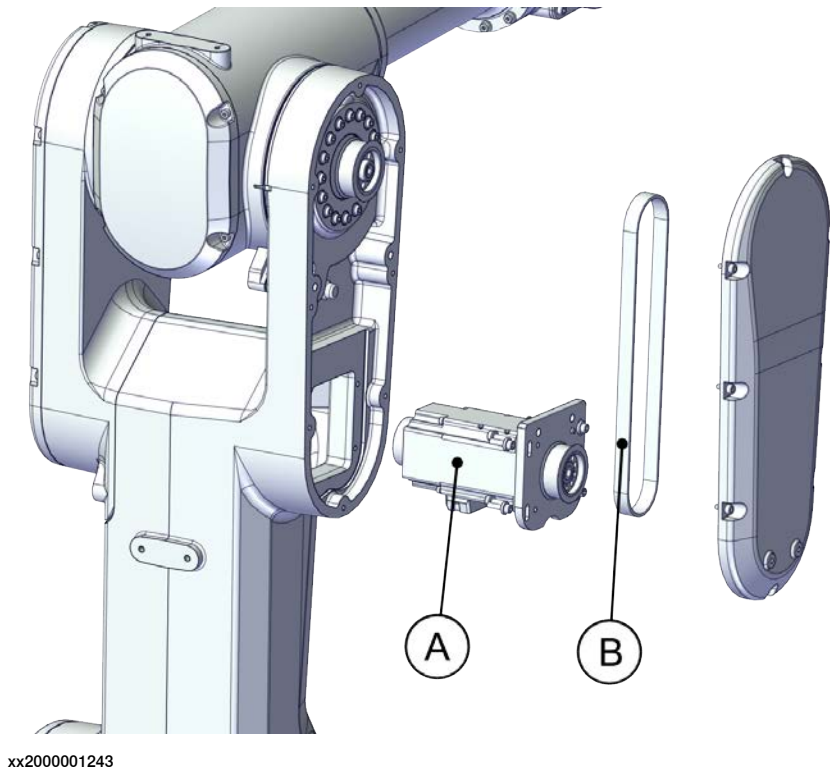
1.8.3 Axis-3 motor

1.8.3 Axis-3 motor

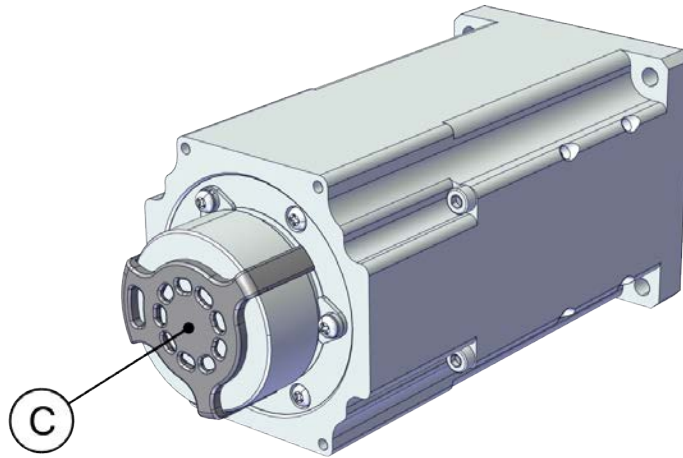
Spare part list

	Spare part number	Description	IP40	IP67	Clean Room	Foundry Plus	Spare part level
A	3HAC073086-001	Motor unit, axis 3	X	X	X	X	L2
	3HAC082079-001	Motor unit, axis 3 (IRB 1300-12/1.4)	X	X	X	X	L2
B	3HAC067040-001	Timing belt, axis 3	X	X	X	X	L2
C	3HAC060261-001	Resolver cover on motor (IRB 1300-12/1.4)	X	X	X	X	L2

Spare part illustration



Continues on next page



xx2100002769

# 1 Spare parts and exploded views

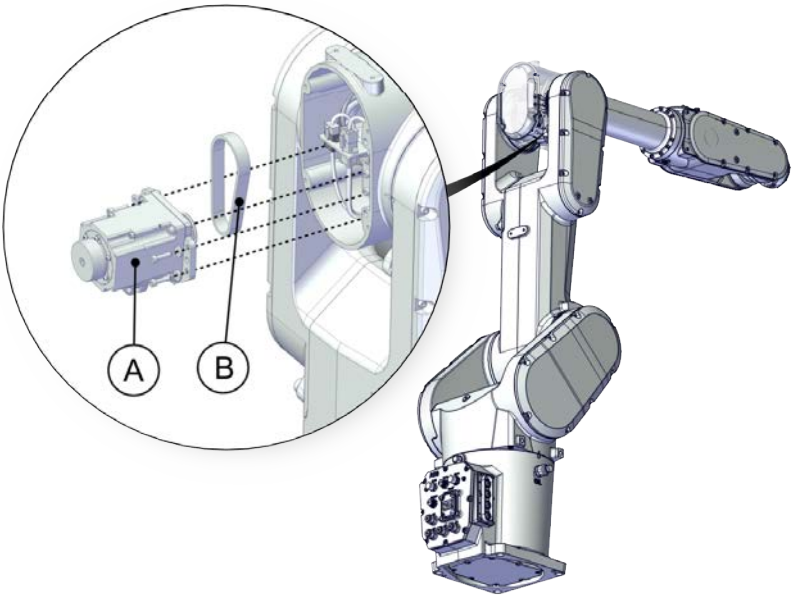
## 1.8.4 Axis-4 motor

### 1.8.4 Axis-4 motor

#### Spare part list

	Spare part number	Description	IP40	IP67	Clean Room	Foundry Plus	Spare part level
A	3HAC073087-001	Motor unit, axis 4	X	X	X	X	L2
B	3HAC065806-001	Timing belt, axis 4	X	X	X	X	L2

#### Spare part illustration



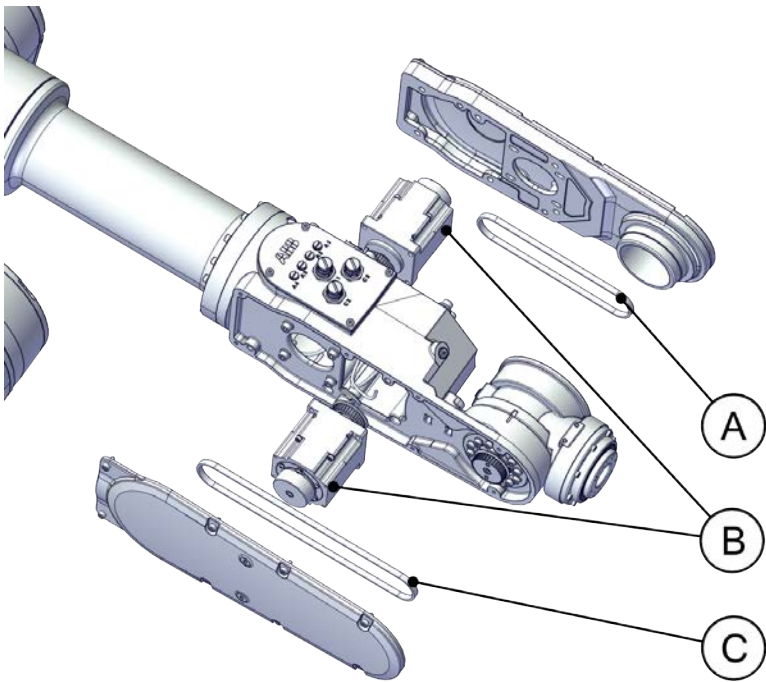
xx2000001244

1.8.5 Axis-5 and axis-6 motors

Spare part list

	Spare part number	Description	IP40	IP67	Clean Room	Foundry Plus	Spare part level
A	3HAC065788-001	Timing belt, axis 6	X	X	X	X	L2
B	3HAC073088-001	Motor unit, axis 5 and axis 6	X	X	X	X	L2
C	3HAC065794-001	Timing belt, axis 5	X	X	X	X	L2

Spare part illustration



xx2000001245

# 1 Spare parts and exploded views

## 1.9.1 Axis-1 gearbox

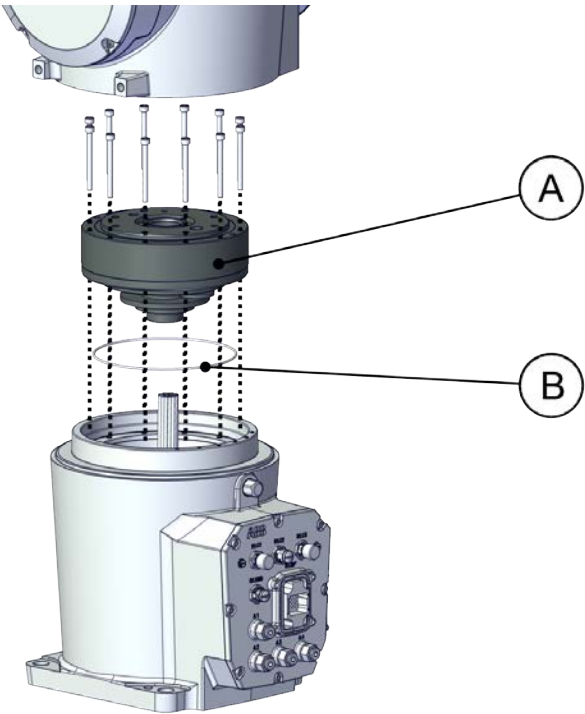
## 1.9 Spare parts - gearboxes

### 1.9.1 Axis-1 gearbox

#### Spare part list

	Spare part number	Description	IP40	IP67	Clean Room	Foundry Plus	Spare part level
A	3HAC063187-001	Gear unit, axis 1	X	X	X	X	L2
B	3HAC063187-007	O-ring on axis-1 gear unit	X	X	X	X	L2

#### Spare part illustration



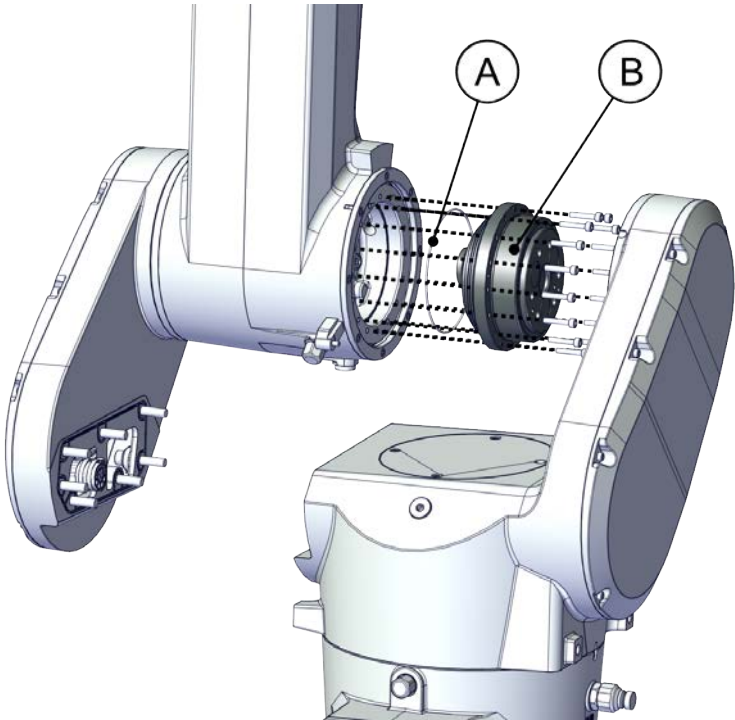
xx2000001246

1.9.2 Axis-2 gearbox

Spare part list

	Spare part number	Description	IP40	IP67	Clean Room	Foundry Plus	Spare part level
A	3HAC064977-001	Gear unit, axis 2	X	X	X	X	L2
B	3HAC064977-004	O-ring on axis-2 gear unit	X	X	X	X	L2

Spare part illustration



xx2000001247

1 Spare parts and exploded views

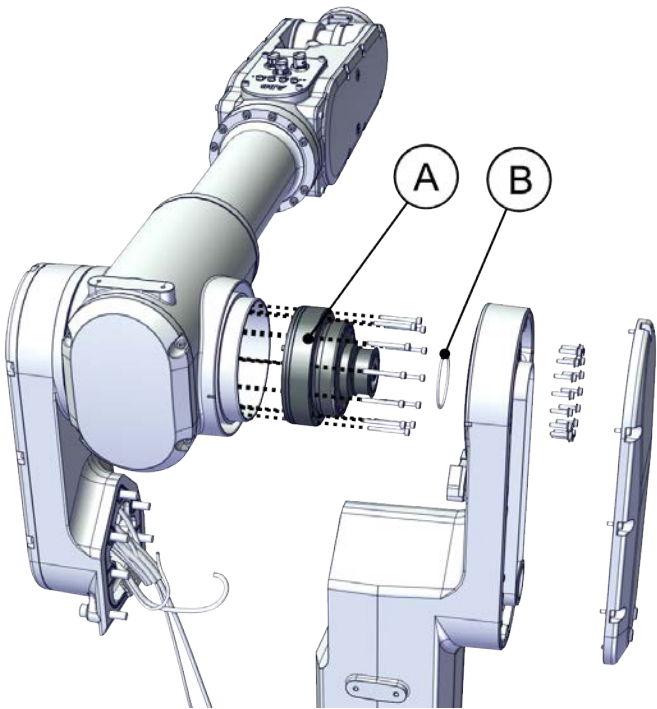
1.9.3 Axis-3 gearbox

1.9.3 Axis-3 gearbox

Spare part list

	Spare part number	Description	IP40	IP67	Clean Room	Foundry Plus	Spare part level
A	3HAC073080-001	Gear unit, axis 3	X	X	X	X	L2
B	3HAC061327-016	O-ring on circular spline side, axis 3		X	X	X	L2

Spare part illustration



xx2000002335

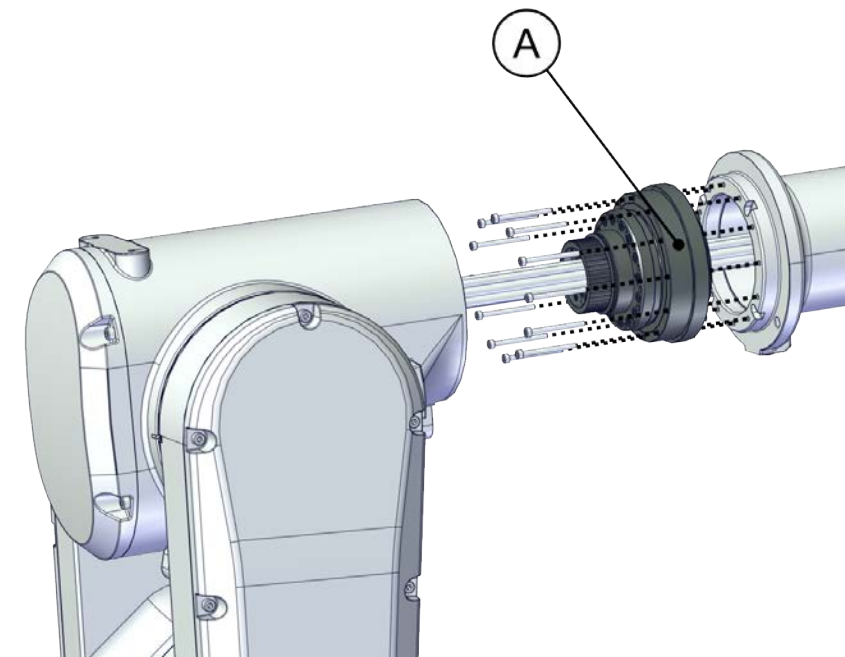


## 1.9.4 Axis-4 gearbox

## Spare part list

	Spare part number	Description	IP40	IP67	Clean Room	Foundry Plus	Spare part level
A	3HAC073084-001	Gear unit, axis 4	X	X	X	X	L2
B	3HAC061327-017	O-ring on flexible spline side, axis 4		X	X	X	L2
C	3HAC061327-021	O-ring on circular spline side, axis 4		X	X	X	L2

## Spare part illustration



xx2000001249

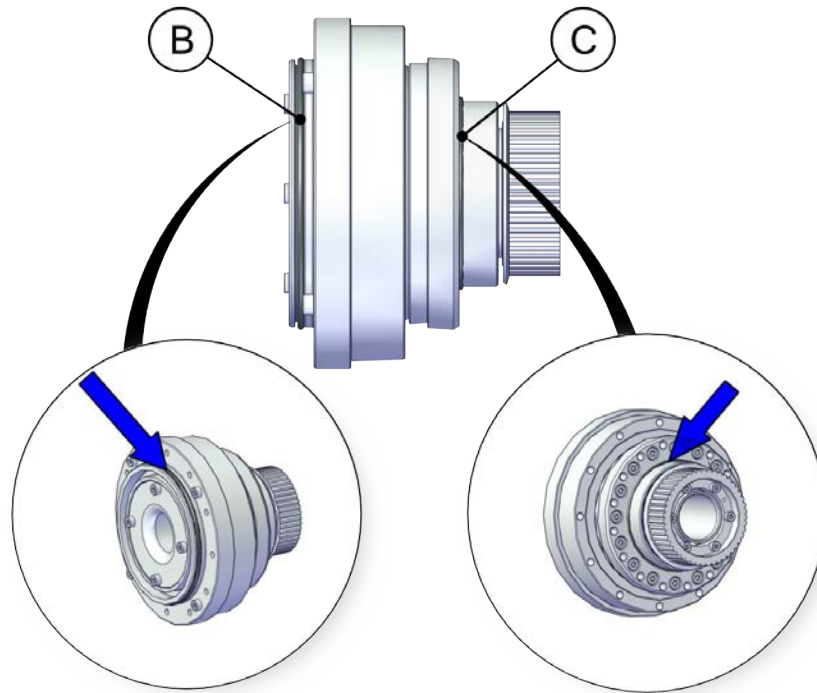
*Continues on next page*

## 1 Spare parts and exploded views

---

### 1.9.4 Axis-4 gearbox

*Continued*



xx2000002336

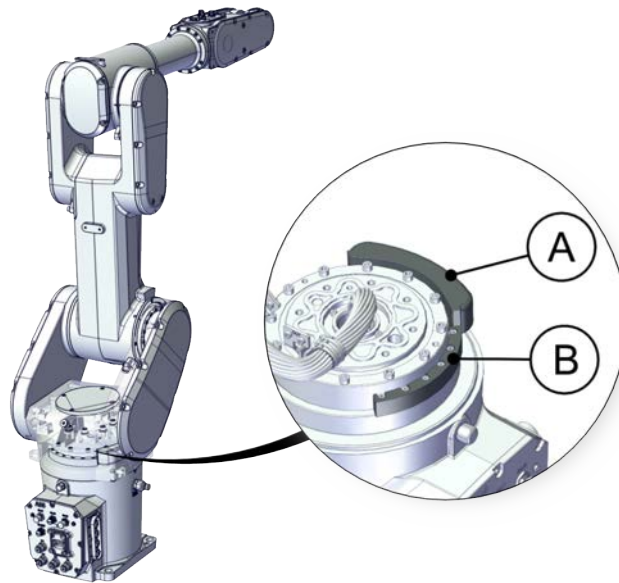
### 1.10 Spare parts - mechanical stops

#### 1.10.1 Axis-1 mechanical stops

##### Spare part list

	Spare part number	Description	IP40	IP67	Clean Room	Foundry Plus	Spare part level
A	3HAC065755-001	Mechanical stop, axis 1, slider	X	X	X	X	L2
B	3HAC064478-001	Mechanical stop, axis 1, fixed block	X	X	X	X	L2

##### Spare part illustration



xx2000000406

1 Spare parts and exploded views

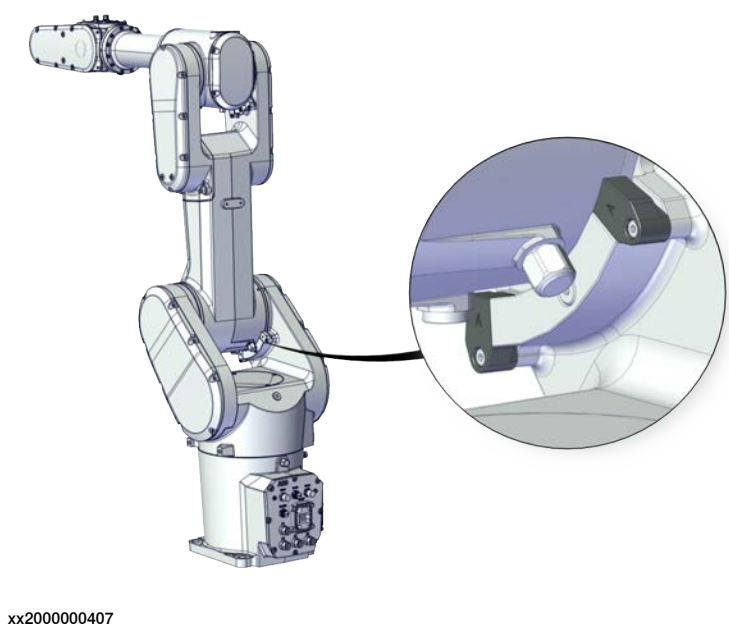
1.10.2 Axis-2 mechanical stops

1.10.2 Axis-2 mechanical stops

Spare part list

	Spare part number	Description	IP40	IP67	Clean Room	Foundry Plus	Spare part level
A	3HAC065651-001	Mechanical stop, block A	X	X	X	X	L1

Spare part illustration



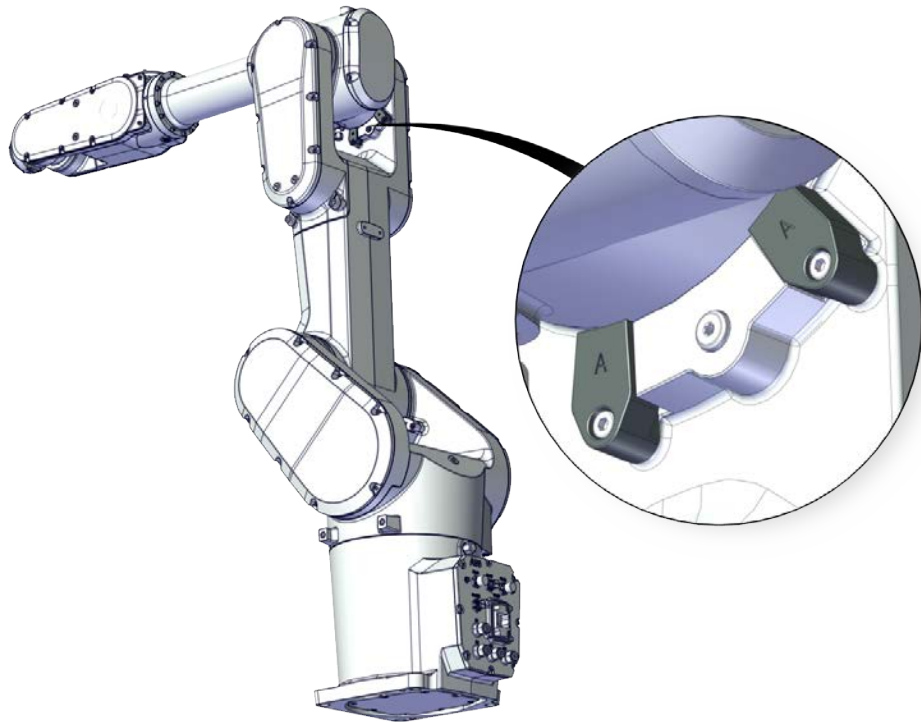
### 1.10.3 Axis-3 mechanical stops

#### Spare part list

	Spare part number	Description	IP40	IP67	Clean Room	Foundry Plus	Spare part level
A	3HAC065651-001	Mechanical stop, block A	X	X	X	X	L1
B	3HAC065671-001	Mechanical stop, block B Used for IRB 1300-10/1.15.	X	X	X	X	L1

#### Spare part illustration

IRB 1300-11/0.9, IRB 1300-7/1.4 and IRB 1300-12/1.4



xx2000000408

*Continues on next page*

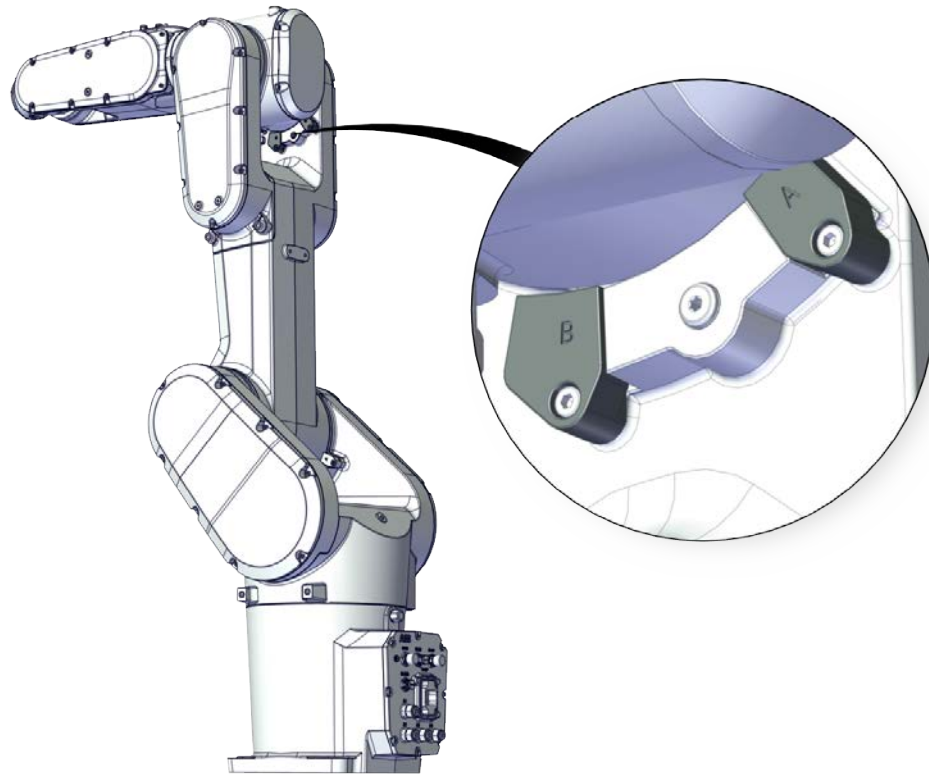
## 1 Spare parts and exploded views

---

### 1.10.3 Axis-3 mechanical stops

*Continued*

IRB 1300-10/1.15



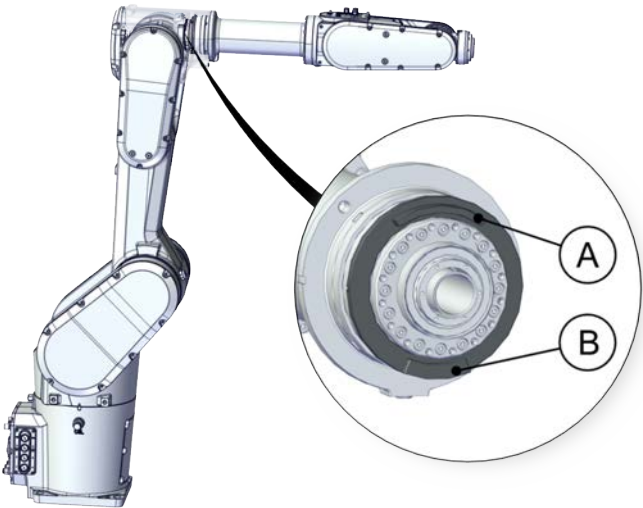
xx2000000471

1.10.4 Axis-4 mechanical stops

Spare part list

	Spare part number	Description	IP40	IP67	Clean Room	Foundry Plus	Spare part level
A	3HAC065805-001	Mechanical stop, axis 4, flange	X	X	X	X	L2
B	3HAC065804-001	Mechanical stop, axis 4, slider	X	X	X	X	L2

Spare part illustration



xx2000000409

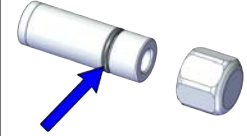
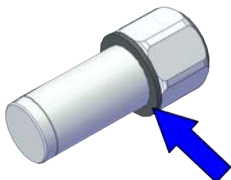

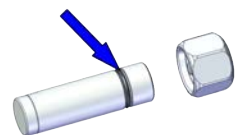
# 1 Spare parts and exploded views

## 1.11.1 Axis Calibration items

### 1.11 Spare parts - Accessories

#### 1.11.1 Axis Calibration items

##### Spare part list

	Spare part number	Description	IP40	IP67	Clean Room	Foundry Plus	Illustration
A	3HAC061327-011	O-ring on calibration pin	X	X	X	X	 xx2000001253
B	3HAC075323-001	Rubber sealing washer for 14-mm calibration pin cover			X		 xx2000002370
C	3HAC056253-002	Calibration pin cover, 14 mm	X	X	X	X	 xx2000001252
D	3HAC061327-022	O-ring on calibration pin	X	X	X	X	 xx2000001255



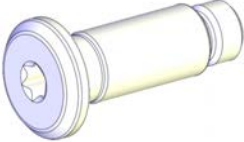

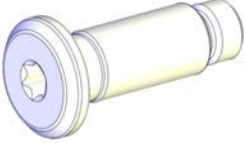
Continues on next page



## 1 Spare parts and exploded views

### 1.11.1 Axis Calibration items


*Continued*

	Spare part number	Description	IP40	IP67	Clean Room	Foundry Plus	Illustration
E	3HAC075325-001	Rubber sealing washer for 10-mm calibration pin cover			X		 xx2000002371
F	3HAC056253-003	Calibration pin cover, 10 mm	X	X	X	X	 xx2000001254
G	3HAC053237-002	Protective plug for 12-mm bushing	X	X	X	X	 xx1600001042
H	3HAC075324-001	Rubber sealing washer with 12-mm protective cover			X		 xx2000002373
J	3HAC053237-003	Protective plug for 10-mm bushing	X	X	X	X	 xx1600001042

*Continues on next page*

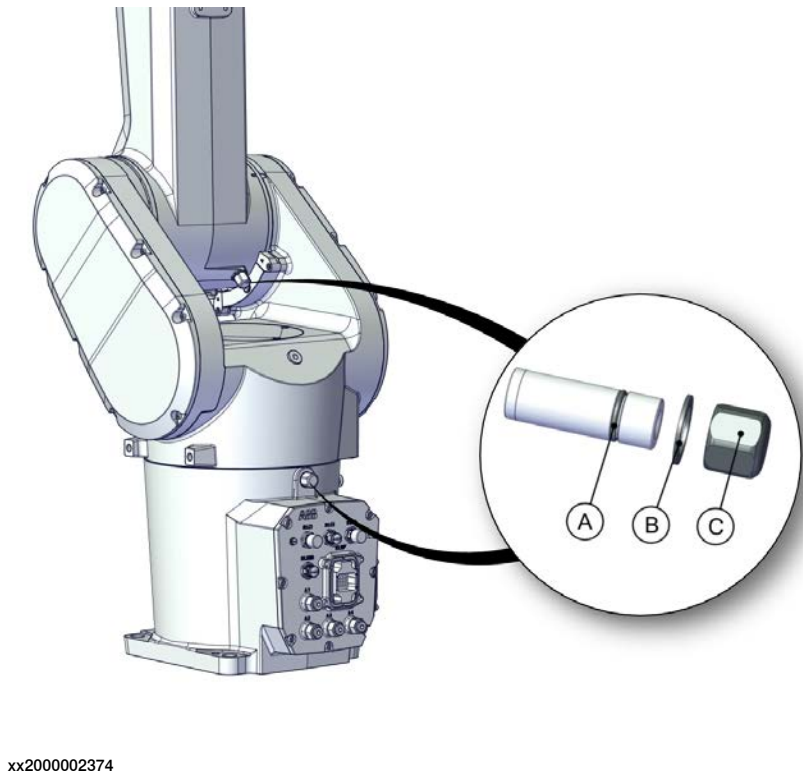
1 Spare parts and exploded views

1.11.1 Axis Calibration items  
Continued

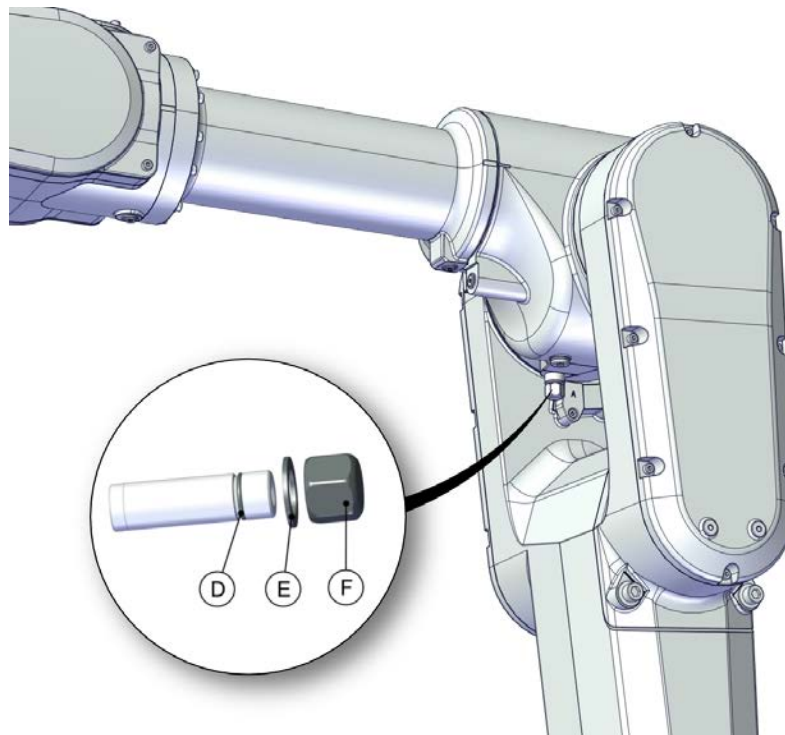
	Spare part number	Description	IP40	IP67	Clean Room	Foundry Plus	Illustration
K	3HAC077381-001	Rubber sealing washer with 10-mm protective cover			X		 xx2000002372

Spare part illustration

Calibration pin covers, o-rings and rubber washers

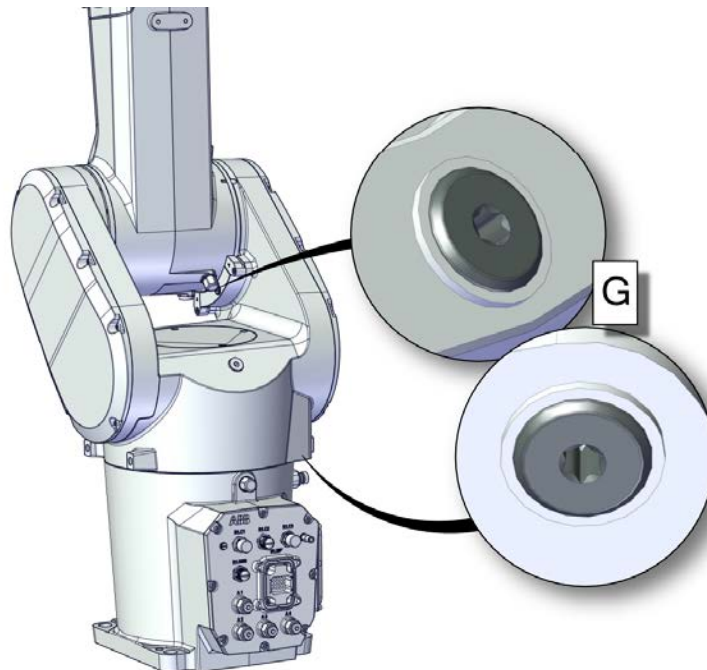


Continues on next page



xx2000002375

#### Protective plugs and rubber washers for bushings



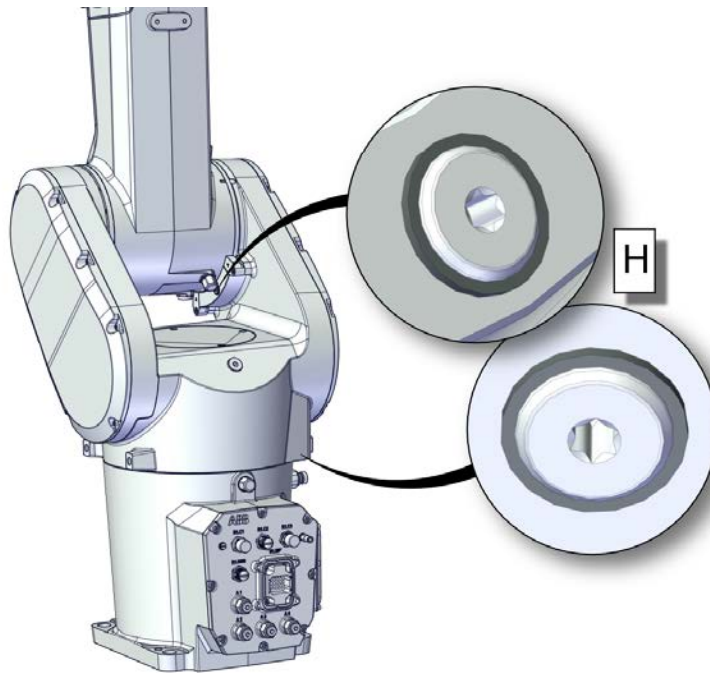
xx2000002376

*Continues on next page*

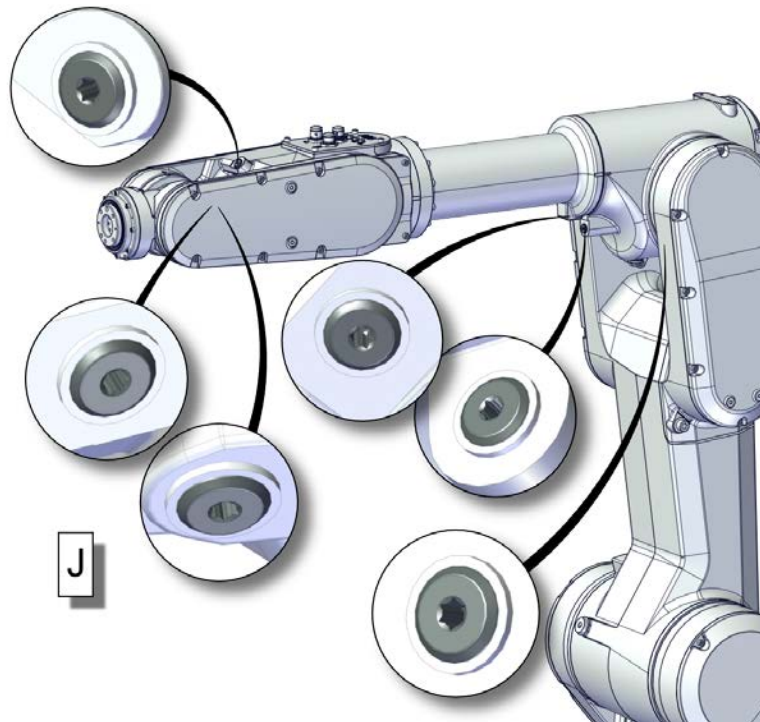
## 1 Spare parts and exploded views

### 1.11.1 Axis Calibration items

*Continued*

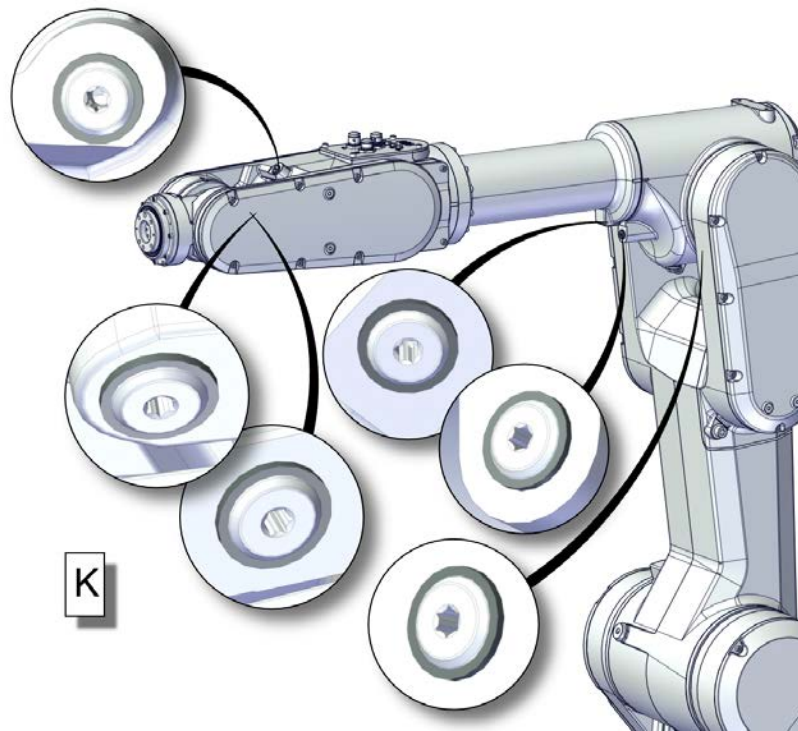


xx2000002377



xx2000002378

*Continues on next page*





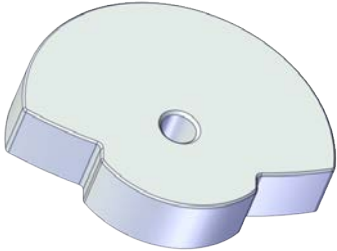

xx2000002379

## 1 Spare parts and exploded views

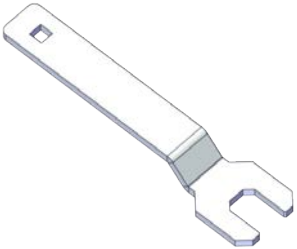
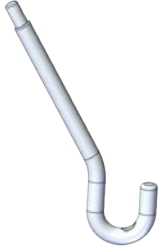


### 1.11.2 Special tools

#### 1.11.2 Special tools

##### Spare part list

Spare part number	Description	Illustration
3HAC076396-001	Special toolkit Includes Axis-1 gearbox assembly cap, Axis-1 gearbox/motor sealing pressfit tool, Axis-1 gearbox/motor sealing pressfit base, Guide pin for axis-2 gearbox, Quick coupling assembly tool and Tension adjustment tool for axis-4 timing belt.	
-	Axis-1 gearbox assembly cap	 xx2000001331
-	Axis-1 gearbox/motor sealing pressfit tool	 xx2000001332
-	Axis-1 gearbox/motor sealing pressfit base	 xx2000001333
-	Guide pin for axis-2 gearbox	 xx2000001334

*Continues on next page*

Spare part number	Description	Illustration
-	Quick coupling assembly tool	 xx2000001335
-	Tension adjustment tool for axis-4 timing belt	 xx2000001336
3HAC078203-001	<p>Special toolkit for IP67/Clean Room/Foundry Plus robots</p> <p>Used with protection class IP67, and protection types Clean Room and Foundry Plus.</p> <p>Used for the press-fitting of radial sealings. Includes five sets of radial sealing assembly tool for axes 1 to 4 and axis 6.</p>	
-	<p>Radial sealing assembly tool, axis 1</p> <p>Included in special toolkit 3HAC078203-001.</p>	 xx2000002380
-	<p>Radial sealing assembly tool, axis 2</p> <p>Included in special toolkit 3HAC078203-001.</p>	 xx2000002381




*Continues on next page*



## 1 Spare parts and exploded views

### 1.11.2 Special tools

*Continued*

Spare part number	Description	Illustration
-	Radial sealing assembly tool, axis 3 Included in special toolkit 3HAC078203-001.	 xx2000002382
-	Radial sealing assembly tool, axis 4 Included in special toolkit 3HAC078203-001.	 xx2000002383
-	Radial sealing assembly tool, axis 6 Included in special toolkit 3HAC078203-001. Used with protection type Foundry Plus.	 xx2000002384
3HAC077885-001	Lifting accessory, robot Includes lifting accessories, lifting beam and screws.	







**ABB AB**

**Robotics & Discrete Automation**

S-721 68 VÄSTERÅS, Sweden

Telephone +46 10-732 50 00

**ABB AS**

**Robotics & Discrete Automation**

Nordlysvegen 7, N-4340 BRYNE, Norway

Box 265, N-4349 BRYNE, Norway

Telephone: +47 22 87 2000

**ABB Engineering (Shanghai) Ltd.**

Robotics & Discrete Automation

No. 4528 Kangxin Highway

PuDong New District

SHANGHAI 201319, China

Telephone: +86 21 6105 6666

**ABB Inc.**

**Robotics & Discrete Automation**

1250 Brown Road

Auburn Hills, MI 48326

USA

Telephone: +1 248 391 9000

**[abb.com/robotics](http://abb.com/robotics)**